

LANDP Family



# Introduction and Planning

*Version 4.0*



LANDP Family



# Introduction and Planning

*Version 4.0*

**Note**

Before using this information and the product it supports, be sure to read the general information under "Notices" on page ix.

**First Edition (December 1997)**

This edition obsoletes and replaces the previous edition, SC33-1550-00.

This edition applies to LANDP Version 5 (part number xxxxxxx in the United States of America, program number 5639-I90 in Europe, the Middle East, and Africa) and to all subsequent releases and modifications, until otherwise indicated in new editions. Make sure you are using the correct edition for the level of product.

Order publications through your IBM representative or the IBM branch office serving your locality. Publications are not stocked at the addresses given below.

At the back of this publication is a page titled "Sending your comments to IBM". If you want to make comments, but the methods described are not available to you, please address them to:

IBM United Kingdom Laboratories, Information Development,  
Mail Point 095, Hursley Park, Winchester, Hampshire, England, SO21 2JN.

When you send information to IBM, you grant IBM a non-exclusive right to use or distribute the information in any way it believes appropriate without incurring any obligation to you.

© **Copyright International Business Machines Corporation 1992, 1997. All rights reserved.**

US Government Users Restricted Rights – Use, duplication or disclosure restricted by GSA ADP Schedule Contract with IBM Corp.

# Contents

<b>Notices</b> . . . . .	ix
Trademarks and service marks . . . . .	x
<b>Preface</b> . . . . .	xi
Who should read this book . . . . .	xi
How this book is organized . . . . .	xi
Conventions used in this book . . . . .	xi
Related information . . . . .	xii
<b>Summary of Changes</b> . . . . .	xiii

---

## Part 1. Product overview . . . . . 1

<b>Chapter 1. Introducing LANDP</b> . . . . .	3
LANDP workgroups . . . . .	4
LANDP client/server mechanism . . . . .	5
LANDP common API . . . . .	6
LANDP servers . . . . .	7
LANDP internal communications . . . . .	8
LANDP event notification support . . . . .	8
LANDP services . . . . .	9
Communications services . . . . .	9
Data management services . . . . .	10
System management services . . . . .	10
Input/output device support . . . . .	11
Application integration services . . . . .	11
LANDP facilities and utilities . . . . .	11
LANDP DBCS support . . . . .	12
LANDP diagnostic and trace tools . . . . .	12
Migrating and porting clients and servers . . . . .	13
Year 2000 . . . . .	14
Planning approach . . . . .	14
<b>Chapter 2. Communications services</b> . . . . .	15
Wide area communication servers: overview . . . . .	15
Wide area communication options . . . . .	15
Wide area communications support and data link control . . . . .	16
Translating data . . . . .	18
Cryptographic interface . . . . .	18
Local session IDs for SNA and native X.25 servers . . . . .	18
SNA server . . . . .	19
Compression server . . . . .	20
Native X.25 communication server . . . . .	20
Program-to-program communication server . . . . .	20

LANDP emulator support . . . . .	21
<b>Chapter 3. Data management services . . . . .</b>	<b>23</b>
Shared-file server . . . . .	23
Additional shared-file servers . . . . .	24
Query server . . . . .	24
Electronic journal server . . . . .	25
Store-for-forwarding server . . . . .	26
Forwarding server . . . . .	26
Shared DOS directory services . . . . .	27
<b>Chapter 4. System management services . . . . .</b>	<b>29</b>
System manager server . . . . .	29
System manager operator . . . . .	30
Operator interface . . . . .	30
Local resource manager server . . . . .	30
Remote change management services . . . . .	31
<b>Chapter 5. I/O device support . . . . .</b>	<b>33</b>
<b>Chapter 6. Application integration services . . . . .</b>	<b>35</b>
CICS server . . . . .	35
DDE access server . . . . .	36
Batch machine facility . . . . .	37
Object post box server . . . . .	37
Batch machine loader server . . . . .	37
MAIL program . . . . .	37
Batch machine operator . . . . .	38
Application access server . . . . .	38
LANDP-DCE interoperability . . . . .	39
<b>Chapter 7. LANDP facilities and utilities . . . . .</b>	<b>41</b>
File transfer facility . . . . .	41
3270 send/receive facility . . . . .	41
4707 monochrome display support . . . . .	42
Multiple virtual DOS machine relay . . . . .	42
Microsoft Windows 3.1 support . . . . .	42
Utility programs . . . . .	43

<b>Part 2. Planning</b> . . . . .	47
<b>Chapter 8. Creating a LANDP environment: Overview</b> . . . . .	49
<b>Chapter 9. Planning a LANDP environment</b> . . . . .	51
Sample LANDP configurations . . . . .	52
Sample configuration 1 . . . . .	53
Sample configuration 2 . . . . .	54
Planning checklist . . . . .	55
Functions supported by each LANDP product . . . . .	57
<b>Chapter 10. Selecting software components</b> . . . . .	63
LANDP for DOS software . . . . .	63
Compatible and incompatible software . . . . .	65
Using expanded memory . . . . .	65
LANDP for OS/2 software . . . . .	66
LANDP for Windows NT software . . . . .	69
LANDP for OS/400 software . . . . .	70
LANDP for AIX software . . . . .	71
<b>Chapter 11. Selecting hardware components</b> . . . . .	73
LANDP for DOS hardware . . . . .	73
System units, keyboards, and displays . . . . .	73
Adapters for internal communication . . . . .	74
Adapters for external communication . . . . .	75
Supported I/O devices . . . . .	76
Device interrupts . . . . .	80
LANDP for OS/2 hardware . . . . .	80
Adapters for internal communication . . . . .	81
Adapters for external communication . . . . .	81
Supported I/O devices . . . . .	81
LANDP for Windows NT hardware . . . . .	82
Adapters for internal communication . . . . .	82
Adapters for external communication . . . . .	82
Supported I/O devices . . . . .	82
LANDP for OS/400 hardware . . . . .	83
LANDP for AIX hardware . . . . .	84
Supported I/O devices . . . . .	84
<b>Chapter 12. Memory and storage requirements</b> . . . . .	85
Memory requirements for LANDP for DOS . . . . .	85
Storage requirements for LANDP for DOS . . . . .	91
Memory requirements for LANDP for OS/2 . . . . .	93
Storage requirements for LANDP for OS/2 . . . . .	93
Memory requirements for LANDP for Windows NT . . . . .	93
Storage requirements for LANDP for Windows NT . . . . .	94
Storage requirements for LANDP for OS/400 . . . . .	94

Resource requirements for LANDP for AIX . . . . .	94
Storage requirements for LANDP for AIX . . . . .	95
<b>Appendix A. Using TCP/IP for internal communication . . . . .</b>	<b>97</b>
LANDP communication protocol for TCP/IP . . . . .	97
LANDP internet protocol characteristics . . . . .	97
<b>Appendix B. LANDP double byte character set (DBCS) support . . . . .</b>	<b>101</b>
LANDP workgroups . . . . .	103
<b>Glossary . . . . .</b>	<b>105</b>
<b>Bibliography . . . . .</b>	<b>127</b>
IBM LANDP Family . . . . .	127
IBM Financial Branch System Services Licensed Programs . . . . .	127
IBM Financial Branch System Integrator Licensed Programs . . . . .	127
IBM Transaction Security System . . . . .	127
Banking Self-Service . . . . .	127
IBM Personal Computer and IBM Personal System/2 . . . . .	128
IBM AS/400 . . . . .	128
IBM RISC System/6000® . . . . .	129
IBM Local Area Network . . . . .	129
IBM 3270 . . . . .	130
Wide Area Communications . . . . .	130
IBM NetView . . . . .	130
Cross System Product . . . . .	130
IBM Financial I/O Devices . . . . .	131
Distributed Computing Environment . . . . .	132
Encryption and Decryption . . . . .	132
IBM VisualAge for Basic . . . . .	132
IBM VisualAge C++ . . . . .	132
IBM VisualAge Generator . . . . .	132
IBM Personal Communications . . . . .	132
IBM Communications Server . . . . .	132
Workstation on Demand (WsOD) . . . . .	132
MQSeries . . . . .	133
<b>Index . . . . .</b>	<b>135</b>



---

## Figures

1.	LANDP workgroup sample 1 . . . . .	53
2.	LANDP workgroup sample 2 . . . . .	54

---

## Tables

1.	Supported internal and wide area communication options for each LANDP product . . . . .	58
2.	Supported I/O device services for each LANDP product . . . . .	59
3.	Supported banking self-service devices for each LANDP product . . . . .	59
4.	Supported data management services for each LANDP product . . . . .	60
5.	Supported system management services for each LANDP product . . . . .	60
6.	Supported application integration services for each LANDP product . . . . .	61
7.	Supported facilities for each LANDP product . . . . .	61
8.	Memory Requirements for LANDP for DOS . . . . .	85
9.	Storage Requirements for LANDP for DOS . . . . .	91
10.	Storage Requirements for LANDP for OS/2 . . . . .	93
11.	Storage Requirements for LANDP for Windows NT . . . . .	93
12.	Character input modes . . . . .	101



---

## Notices

**The following paragraph does not apply to any country where such provisions are inconsistent with local law:**

INTERNATIONAL BUSINESS MACHINES CORPORATION PROVIDES THIS PUBLICATION "AS IS" WITHOUT WARRANTY OF ANY KIND, EITHER EXPRESS OR IMPLIED, INCLUDING, BUT NOT LIMITED TO, THE IMPLIED WARRANTIES OF MERCHANTABILITY OR FITNESS FOR A PARTICULAR PURPOSE. Some states do not allow disclaimer of express or implied warranties in certain transactions, therefore this statement may not apply to you.

References in this publication to IBM products, programs, or services do not imply that IBM intends to make these available in all countries in which IBM operates. Any reference to an IBM product, program, or service is not intended to state or imply that only that IBM product, program, or service may be used. Subject to IBM's valid intellectual property or other legally protectable rights, any functionally equivalent product, program, or service may be used instead of the IBM product, program, or service. The evaluation and verification of operation in conjunction with other products, except those expressly designated by IBM, are the responsibility of the user.

Licensees of this program who wish to have information about it for the purpose of enabling: (i) the exchange of information between independently created programs and other programs (including this one) and (ii) the mutual use of the information which has been exchanged, should contact Laboratory Counsel, MP151, IBM United Kingdom Laboratories, Hursley Park, Winchester, Hampshire, England SO21 2JN. Such information may be available, subject to appropriate terms and conditions, including in some cases, payment of a fee.

IBM may have patents or pending patent applications covering subject matter in this document. The furnishing of this document does not give you any license to these patents. You can send license inquiries, in writing, to the IBM Director of Licensing, IBM Corporation, 500 Columbus Avenue, Thornwood, New York 10594, U.S.A.

---

## Trademarks and service marks

The following terms are trademarks or service marks of the IBM Corporation in the United States or other countries:

ACF/VTAM	Operating System/400
AIX	OS/2
Application System/400	OS/400
AS/400	PASCAL Compiler/2
AT	Personal System/1
BookManager	Personal System/2
C/2	Presentation Manager
CICS	Proprinter
CICS OS/2	PS/1
COBOL/2	PS/2
Common User Access	RISC System/6000
CUA	RS/6000
DB2/6000	RT/PC
Distributed Relational Database Architecture	SAA
DRDA	System/370
IBM	Systems Application Architecture
IBMLink	ThinkPad
IMS	TopView
LAN Distance	ValuePoint
LANDP	VisualAge
Micro Channel	VisualGen
MVS/XA	VSE/ESA
NetView	VTAM
OfficeVision	WIN-OS/2
OfficeVision/MVS	XT
OfficeVision/VM	
Operating System/2	

Microsoft, Windows, Windows NT, and the Windows logo are registered trademarks of Microsoft Corporation.

UNIX is a registered trademark in the United States and other countries, licensed exclusively through X/Open Company Limited.

Intel is a registered trademark of Intel.

Other company, product, and service names may be trademarks or service marks of others.

---

## Preface

This book introduces and describes the components of the LANDP family of products. These products are:

- LANDP for DOS, Version 4.0 (LANDP for DOS).
- LANDP for OS/2, Version 4.0 (LANDP for OS/2).
- LANDP for Windows NT, Version 4.0 (LANDP for Windows NT).
- LANDP for AIX, Version 2 Release 1.0 (LANDP for AIX).
- LANDP for OS/400, Version 1.0 Release 1.0 (LANDP for OS/400).

**Note:** OS/400 Version 2 Releases 1.1 and 2 (which support LANDP for OS/400 Version 1 Release 1) are no longer marketed or serviced).

These products are called the LANDP Licensed Programs family.

---

### Who should read this book

This book is intended for anyone who wishes to find out general information about the components and features provided by the LANDP family of products, and anyone who needs to know the requirements for a successful LANDP installation.

---

### How this book is organized

This book is divided into two parts.

Part 1, "Product overview" on page 1 is a brief introduction to the components and features of the LANDP Licensed Programs Family.

Part 2, "Planning" on page 47 describes how to plan a LANDP environment and provides information to assist in planning for a successful installation.

As well as these two parts, a "Glossary" on page 105, a "Bibliography" on page 127, and an index are included.

---

### Conventions used in this book

A graphic, like the one shown here, appears in the margin at the beginning of each major section.



This graphic shows which LANDP licensed products the section relates to.

**Note:** This does not necessarily imply that the item being described *runs* on each platform shown, but it does indicate that it *affects* LANDP on each platform.

The example shows that the section relates to LANDP for DOS and LANDP for OS/2 only.

Individual paragraphs may also show an icon such as the following:



This example shows that the paragraph relates to LANDP for DOS only.

---

## Related information

The LANDP family of products is supported by the following books. In this book, references to other LANDP books use the shortened title shown here. For the full title, order number of these publications, and a comprehensive list of LANDP-related literature, refer to “Bibliography” on page 127.

### *LANDP Introduction and Planning*

This book provides a brief description of the components and features of the LANDP family of products, and gives information about planning a LANDP system.

### *LANDP Installation and Customization*

This book provides information about installing, customizing, and distributing the LANDP family of products.

### *LANDP Programming Reference*

This book describes the application programming interfaces that are used to develop user servers and client applications.

### *LANDP Problem Determination*

This book describes how to use trace tools, diagnostic programs, alerts, and return codes to debug code while developing LANDP applications and user servers, or resolve problems while using LANDP family products.

### *LANDP Servers and System Management*

This book provides detailed information on the LANDP servers, and describes how to manage and administer a LANDP system.

---

## Summary of Changes

LANDP Version 4 provides new function for the LANDP for DOS and LANDP for OS/2 products and adds LANDP for Windows NT to the LANDP family.

The following major changes have been made to this manual for LANDP Version 4:

- Chapter 1, “Introducing LANDP” on page 3 describes the LANDP for Windows NT product in the context of the LANDP family.
- Chapter 2, “Communications services” on page 15 details the new communications servers that are required for the LANDP for OS/2 and LANDP for Windows NT products and describes the extended support for the LANDP 3270 and 3287 emulators.
- Chapter 5, “I/O device support” on page 33 lists the IBM 9068 Multi-Purpose Passbook Printer, which is supported in LANDP Version 4.
- Chapter 7, “LANDP facilities and utilities” on page 41 describes the LANDP 3270 send/receive facility and the support for LANDP/DOS application programs that can run in a multiple virtual DOS machine (MVDM) under LANDP for Windows NT.
- Chapter 9, “Planning a LANDP environment” on page 51 provides an updated list of the functions and components supported by each LANDP product.
- Chapter 10, “Selecting software components” on page 63 details the software products required for each LANDP product.
- Chapter 11, “Selecting hardware components” on page 73 describes the IBM 9068 Multi-Purpose Passbook Printer, lists additional device interrupts, and lists the I/O devices that LANDP for Windows NT supports.
- Chapter 12, “Memory and storage requirements” on page 85 details updated memory requirements for LANDP for DOS and gives storage and memory requirements for LANDP for Windows NT.





---

## Part 1. Product overview

This part introduces the LAN Distributed Platform (LANDP) Licensed Program family of products. It provides an overview of these products, and brief descriptions of their main components. It also contains information about migrating and porting clients and servers from previously used platforms and products.


It contains the following chapters:

<b>Chapter 1. Introducing LANDP</b>	3
<b>Chapter 2. Communications services</b>	15
<b>Chapter 3. Data management services</b>	23
<b>Chapter 4. System management services</b>	29
<b>Chapter 5. I/O device support</b>	33
<b>Chapter 6. Application integration services</b>	35
<b>Chapter 7. LANDP facilities and utilities</b>	41



---

## Chapter 1. Introducing LANDP



The LANDP Licensed Program family of products consists of five licensed programs that form a distributed client/server environment that operates across five different operating systems.

A different operating system environment is supported by each product. The products are:

- LANDP for DOS for workstations running IBM PC DOS
- LANDP for OS/2 for workstations running IBM OS/2
- LANDP for Windows NT for workstations running Microsoft Windows NT
- LANDP for OS/400 for AS/400 systems running IBM OS/400
- LANDP for AIX for RS/6000 systems running IBM AIX

**Note:** The LANDP for OS/400 and LANDP for AIX products are not shipped with LANDP Version 4 but remain part of the LANDP family of products.

Each of these products extends the associated operating system by providing a uniform client/server mechanism and a common application programming interface (API).

Having a common API that spans five platforms enables you to develop applications that are portable within an environment of mixed operating systems. This means that you can select the most suitable and cost effective hardware and operating system for each work place, and you can make changes due to reorganization or expansion with little or no change to the developed applications.

The LANDP products correctly handle dates across the year 2000 boundary. See "Year 2000" on page 14 for further information.

The LANDP family of products evolved from the Financial Branch System Services (FBSS) product, and LANDP is widely used in the financial sector and it can support the distributed processing needs of *any* industry.

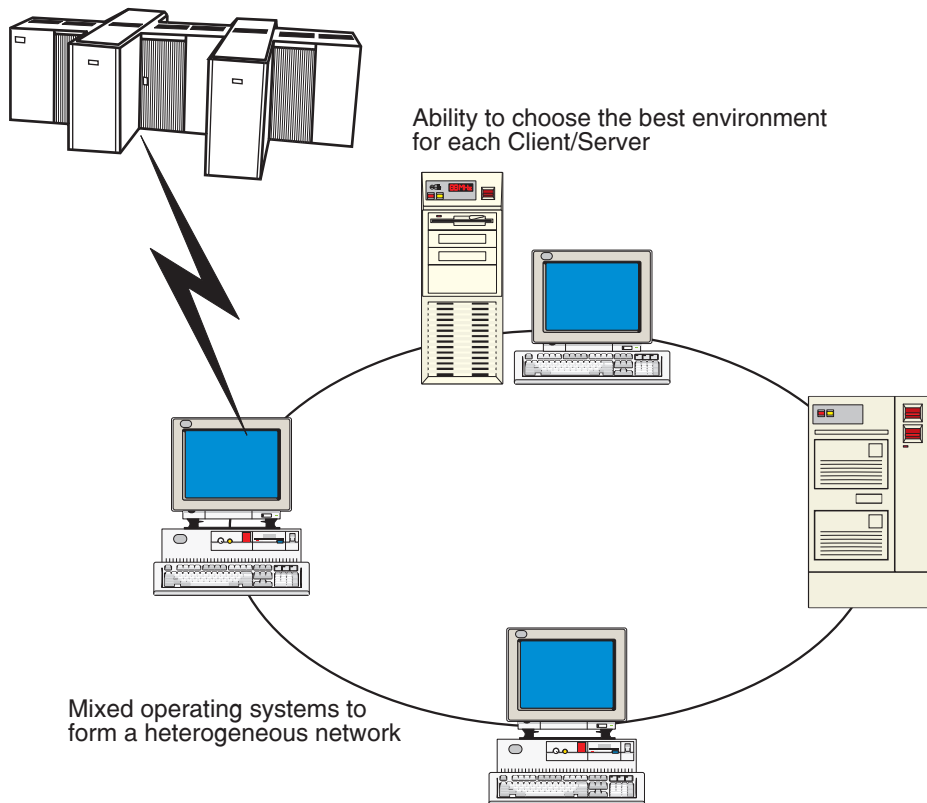
So if you have a need to interface your "front office" systems (for example, a point-of-sale workstation in a retail outlet) with your "back office" systems, such as the CICS family of application servers, the IBM Transaction Server and IBM Transaction Series products, or an IMS system, you will benefit from LANDP's wide range of features and functions.

The basic concepts, and the LANDP services and utilities, are described in the remainder of this chapter and in subsequent chapters of Part 1. See the *LANDP Servers and System Management* book for more information on each of the servers.

## LANDP workgroups



The foundation of the LANDP family of products is the LANDP workgroup. A LANDP workgroup is a collection of LANDP for DOS, LANDP for OS/2, and LANDP for Windows NT workstations, and LANDP for AIX and LANDP for OS/400 systems that are logically connected using the LANDP client/server mechanism. Each LANDP workgroup can incorporate a combination of these operating systems.



A LANDP workgroup:

- Can coexist with other LANDP workgroups on a single network
- Supports NetBIOS or Transmission Control Protocol/Internet Protocol (TCP/IP) for internal communication

- Supports workstation-to-workstation communication among LANDP for DOS, LANDP for OS/2, LANDP for Windows NT, LANDP for OS/400, and LANDP for AIX workstations in a LANDP workgroup when using NetBIOS
- Supports workstation-to-workstation communication among LANDP for DOS, LANDP for OS/2, LANDP for Windows NT, and LANDP for AIX in a LANDP workgroup when using TCP/IP (LANDP for OS/400 is not supported within this configuration)
- Supports coexistence and compatibility with Microsoft Windows applications in a LANDP for DOS workstation
- Supports coexistence and compatibility with Microsoft Windows applications in a LANDP for OS/2 workstation using the multiple virtual DOS machine (MVDM) relay and WIN-OS2
- Supports coexistence and compatibility with Microsoft Windows applications in a LANDP for Windows NT workstation using the multiple virtual DOS machine (MVDM) relay and WOW (WIN16 On WIN32)
- Supports Microsoft Windows for Workgroups 3.11 using the Windows for Workgroups LAN interface
- Supports the coexistence of Novell Netware and LANDP in the same environment where applications running on the workstation can request services from LANDP servers or Netware dedicated servers

---

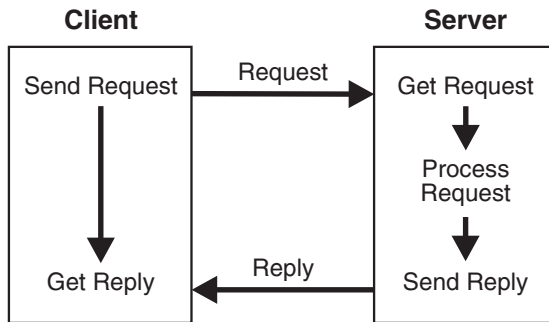
## LANDP client/server mechanism



The LANDP client/server mechanism is integrated into each workstation in the LANDP workgroup. It provides a uniform extension to the different operating systems and logically links them with a common API. The result is an application development platform on which you can develop applications independently of the underlying operating system.

Any requester of services is a client and any provider of services is a server. This means that the applications developed for a LANDP environment are clients that request services from other processes called servers. This also means that when a server requests services it too becomes a client.

When clients request services, the client/server mechanism routes the request to the server, the server processes requests, and the client/server mechanism routes the replies back to the client.



The LANDP client/server mechanism:

- Provides the LANDP common API
- Manages the internal communication between clients and servers
- Enables resource sharing which is transparent to the user
- Provides event notification support

## LANDP common API

The LANDP common API is used to develop applications for the LANDP environments of DOS, OS/2, Windows NT, and AIX.

These applications are conventional workstation programs, developed using various high-level programming languages and development tools.

The location of services in a workgroup is managed by LANDP. This means that when you develop an application, you do not have to consider the location of the server that supports the service.

Also, LANDP servers that support physical devices such as printers make it unnecessary for application programmers to learn the technical details about the operation of the supported resources.

Although the LANDP common API enables developed applications to use any of the functions that the underlying operating system provides through its native API, those applications that use only the LANDP common API functions are portable (at the source code level) to all the supported platforms.

Besides being able to create clients that are portable across the supported platforms, these clients can request services from any LANDP server on any platform. This lets you choose the server platforms that provide the optimum performance for your requirements. If your requirements change, you have the flexibility to change your environment with little or no effect on your developed applications.

For example, a LANDP client that runs on a DOS system can request services from a LANDP server running on an OS/2 system, a Windows NT system, an OS/400 system, or an AIX system without knowing which operating environment is being used by the server.

In addition to the LANDP common API, the LANDP family of products supports the following programming interfaces:

- LANDP-DCE API
- LANDP 3270 Emulator API
- LANDP 3270 High-level Language API
- LANDP 3287 Printer Emulator API
- CICS External Call Interface (ECI)

For more information about these programming interfaces, see the *LANDP Programming Reference* book.

## LANDP servers

LANDP servers are programs that follow a common structure and a common way of interacting with clients and each other. The LANDP clients (applications) access the servers using the LANDP common API.

These servers let clients in a LANDP workgroup access and share a variety of resources:

- Files
- Database
- Host communication gateway
- Electronic journal
- Various input/output devices
- Self-service products
- Common routines

Each resource has its own server loaded in the workstation or system where the resource is physically located.

Each server is identified by a server name. The location of the server is maintained by the LANDP client/server mechanism. When a client requests a resource, the client/server mechanism manages the routing of the request and reply. This means that the application developer is free to develop applications without knowing the location of the resource.

In addition to the servers provided by the LANDP family of products, an *open system* environment is maintained to allow you to write your own servers. Your own servers follow the same rules as the servers provided by the LANDP program family, and can coexist alongside the LANDP servers. This lets you develop server solutions that provide functions not covered by the services available with the LANDP family.

Common routines can also be structured as a resource controlled by a user server.

If the designed applications use a modular structure, routines used by one or more applications can be excluded from the code and called (using the LANDP common API functions) as a resource from a user server. Using this technique, the routing of the request is managed by the LANDP client/server mechanism just as any other request for resources and the user server processes the common routine. The routine

becomes a resource of a user-server that is also available for use by other applications in the workgroup.

Some of the different server types are covered in the section, "LANDP services" on page 9.

## **LANDP internal communications**

Whether clients and servers are running in the same workstation or different workstations, internal communication is managed by the LANDP internal communication system. In a LANDP workgroup, the communication protocol is NetBIOS or TCP/IP.

TCP/IP is not supported in LANDP for OS/400 systems. In a NetBIOS environment, communication between LANDP for DOS, LANDP for OS/2, and LANDP for Windows NT workstations, and LANDP for OS/400 systems, is through Systems Network Architecture (SNA) routers provided by LANDP.

All LANDP internal communication is transparent to applications and servers. However, all the workstations in a LANDP workgroup must use the same transport protocol.

LANDP workstations can be located in any place where one of the standard protocols is available. This means that LANDP workstations can be located in the same room or on different continents.

NetBIOS and TCP/IP communication support is provided by the products listed in Chapter 10, "Selecting software components" on page 63.

For more information about using TCP/IP, see Appendix A, "Using TCP/IP for internal communication" on page 97.

## **LANDP event notification support**

The LANDP products provide event notification support enabling servers to notify clients about the occurrence of specific events, and providing a dispatching mechanism to clients. Clients can then perform appropriate actions depending on the nature of the event. Any LANDP client can request services from any server in the workgroup.

Event notification support enables:

- Clients to get notified of external events
- Servers to process the requests asynchronously
- Transactions to be processed in parallel

Events can be system generated or server generated.

*System-generated events* are related to the keyboard, timers, or server connections. For example, the client/server mechanism generates a system event when a server is connected or disconnected from a LANDP workgroup, a key is pressed on the keyboard, or a timer has elapsed.



*Server-generated events* are related to the LANDP servers. Servers generate events in the same way that clients request services from a server. The server calls a routine to generate the event. After that, the client/server mechanism receives the events generated by servers and passes the information to the destination client.

The clients specify which events they are to be notified of and the client/server mechanism notifies them.

---

## LANDP services



The LANDP products support and provide a variety of services. These include:

- Communications
- Data management
- System management
- I/O device support
- Application integration

## Communications services

LANDP's communications services include a series of wide area communication servers and emulators.

*Wide area communication servers* provide access to one or more local or remote host workstations or communication controllers using various communication links and protocols. A LANDP workgroup can have several communication servers supporting different communication links and protocols.

For example, a LANDP SNA server (which provides support for logical unit (LU) types 0, 1, and 2), a LANDP program-to-program communications (PPC) server (which supports LU\_6.2), and a LANDP native X.25 server can be present in the same LANDP workgroup.

**Emulator support** is provided for the LANDP for DOS, LANDP for OS/2, and LANDP for Windows NT products in the form of a LANDP 3270 terminal emulator component and a LANDP 3287 printer emulator component.

- The LANDP 3270 terminal emulator provides the basic facilities of an IBM 3270 Information Display system terminal. Using the LANDP 3270 emulator support, workstation operators can access host applications and features available for the 3270 environment, although there is no graphics support.
- The LANDP 3287 printer emulator provides host printing support for workstation-attached printers.

LANDP Version 4 3270 emulator support includes support for :

- Extended screen sizes (up to 49 rows and 132 columns)
- Extended support for CTRL, ALT, and other 3270 keys
- Extended color
- Limited support for extended highlighting

The 3287 emulator support emulates multiple IBM 3287 printers.

Because these components are included with the LANDP products, there is no need to buy additional host emulation software. You can exploit the features of these components using low and high level programming functions that are part of the LANDP common API.

See Chapter 2, “Communications services” on page 15 for more information about LANDP communication services.

## Data management services

Data management servers provide support to store, retrieve, and update data in LANDP workgroups. Database servers with multiple access modes, a shared-file server, an electronic journal, and a store-for-forwarding server cover a wide range of data management requirements.

The LANDP products provide data integrity by offering a *forward recovery* function. Combined with various operating system features such as SQL database access, database replication, database distribution, and the mirroring of direct access storage devices (DASD) available with OS/400, this function helps to provide data integrity in a LANDP environment.

The forward recovery function is not included in the LANDP for AIX query server since it is provided by the remote database management system (RDBMS) in IBM AIX.

See Chapter 3, “Data management services” on page 23 for more information on LANDP’s data management services.

## System management services

System management servers, together with a system management operator and operator interface, provide services that a LANDP workgroup administrator needs. These services allow you to define and maintain user profiles, to synchronize date and time, and to maintain common data in a LANDP workgroup.

Furthermore, the shared DOS directory enables workstations in a LANDP workgroup to share data files.

LANDP also provides you with the remote change management services (RCMS) feature. RCMS works with the IBM NetView Distribution Manager MVS (NetView DM), a host-based product, to provide a means to manage software and data resources in a distributed system.

**Note:** These services are not provided natively on Windows NT but are available through LANDP DOS and OS/2 workstations in workgroups that contain LANDP for Windows NT workstations.

See Chapter 4, “System management services” on page 29 for more information about LANDP’s system management services.

## Input/output device support

Input/Output (I/O) device servers support a wide variety of I/O devices. The supported devices are directly connected to the workstation or system that has the corresponding device driver and server installed. The devices can then be shared by the other workstations in the workgroup.

To get the latest LANDP device drivers, please contact your IBM representative who will send you the ones that are listed in the LANDP Version 4 announcement letter.

Specific support to connect many IBM self-service banking products to a LANDP workgroup is also provided.

See Chapter 5, “I/O device support” on page 33 for more information about these servers.

## Application integration services

Application integration servers, together with LANDP’s batch machine facility, enable access to non-LANDP environments and simplify resource and data sharing with non-LANDP programs.

See Chapter 6, “Application integration services” on page 35 for more information about these services.

---

## LANDP facilities and utilities



LANDP facilities provide:

- Support for sending and receiving files between a host and a LANDP workstation
- Multiple virtual DOS machine (MVDM) relay support to enable:
  - Multiple LANDP for DOS applications and emulators to run in a LANDP for OS/2 workstation, and provide support for Windows 3.1 applications running under WIN-OS/2
  - Multiple LANDP for DOS applications and emulators to run, without change, in a LANDP for Windows NT workstation and provide support for Windows 3.1 applications running under WOW (WIN16 on WIN32)
- Microsoft Windows 3.1 support, allowing Windows and non-Windows applications to request services from LANDP

LANDP utilities are programs used to perform various services related to managing and using LANDP. They include:

- Tools to verify correct operation of applications being developed for a LANDP environment
- Loader and unloader programs
- Migration utilities
- Translation routines
- Server-specific support utilities

See Chapter 7, “LANDP facilities and utilities” on page 41 for more information on LANDP facilities and utilities.

---

## LANDP DBCS support



The LANDP for DOS, LANDP for OS/2, and LANDP for Windows NT products are double-byte enabled. LANDP for DOS also provides a translation server to perform ASCII/EBCDIC translations in the DBCS mode.

For additional information concerning the capabilities and restrictions of the double byte character set support (DBCS) provided by the LANDP family of products, see Appendix B, “LANDP double byte character set (DBCS) support” on page 101.

---


## LANDP diagnostic and trace tools



The LANDP products provide a variety of servers and programs used to debug, diagnose, and trace problems. These tools are introduced and explained in the *LANDP Problem Determination* book.

---

## Migrating and porting clients and servers



This section contains information about migrating and porting clients and user servers from previously used platforms and products to this release of the LANDP family of products, in the form of a list showing the supported migration and porting tasks. A second list shows some restrictions that apply specifically to LANDP for Windows NT.

However, you should note that there are certain options and restrictions that are not documented here. For more information about migrating or porting applications and servers, including current options and restrictions, see the *LANDP Servers and System Management* and *LANDP Programming Reference* books.

You can:

- Port FBSS (DOS) clients and user servers to LANDP for DOS.
- Port FBSS/2 clients and user servers to LANDP for OS/2, running in 16-bit or 32-bit mode.
- Move services from FBSS/2 to LANDP for OS/2.
- Migrate FBSS shared files to LANDP for DOS, LANDP for OS/2, and LANDP for Windows NT (but not the log file, which must be re-generated), provided the same programming language is used.
- Port LANDP for DOS and FBSS applications and servers to LANDP for OS/2.
- Port LANDP for OS/2, LANDP for DOS, and FBSS applications and servers to LANDP for Windows NT, provided the same programming language is used.
- Migrate from the DOS shared-file server to the LANDP for OS/2 query server, performing the following steps:
  1. Migrate the application.
  2. Migrate shared-file server data structures.
  3. Migrate existing shared-file server data files to SQL files.
- Migrate existing FBSS (DOS) applications or servers to the common API.
- Migrate LANDP for DOS shared-file data to LANDP for OS/400.
- Migrate LANDP for OS/2 SQL data to LANDP for OS/400.
- Move services to the LANDP for OS/400 environment, although there are several major restrictions. For more information, see the *LANDP Servers and System Management* book.
- Migrate shared-file and SQL databases to the LANDP for AIX query server environment.
- Migrate LANDP for DOS and LANDP for OS/2 clients and user servers to LANDP for AIX.
- Provide Microsoft Windows 3.1/3.11 support for DOS and Windows applications.

There are some restrictions that apply specifically to LANDP for Windows NT:

- FBSI and FBSI/2 (also known as PC Integrator servers) are not supported by LANDP for Windows NT. There is no support for the 4700 processor and its programs, including BIWP, BPP, LDA7, and other components of FBSI.
- The Windows NT printer server does not support the BIWP/BPP data stream.

**Note:** FBSI or FBSI/2 servers running on DOS or OS/2 workstations can communicate with a 4700 through the SNA server running on a Windows NT workstation.

---

## Year 2000

LANDP Version 4 is year 2000 ready and as such will operate across the Year 2000 boundary and into the 21st century.

Only a few areas of LANDP involve the processing of date information and in all cases the dates refer to current time (date/time close to present time). In view of this, dates are presented by LANDP utilities in 2 digit year format which is unambiguous (98 represents 1998 and 05 represents 2005). However, where date information was defined in the API of previous versions of LANDP with only 2 digit years, alternative API calls have been introduced in LANDP V4 which defined 4 digit years.


You should review your existing LANDP applications to determine if they are Year 2000 ready. Part of this review should determine whether any LANDP API calls are made that define date information. These LANDP API calls are:

- AU, SN, GL, GP, RN, RO, RL, RU, and UU calls to the System Manager server (LANDP for DOS and OS/2)

If any of these calls are used, either the application should be reviewed and modified if necessary to accommodate the processing of 2 digit years, or the application modified to use the new API calls which define 4 digit years. However, this is only part of the action required. Existing applications must also be reviewed for their processing of user defined data that includes date information.

---

## Planning approach



To provide maximum configuration flexibility, LANDP has intentionally remained an open system. This lets an organization install and configure LANDP according to its requirements and specific ways of doing business.

Refer to Part 2, "Planning" on page 47 for more information about planning tasks, and a summary of the features and functions provided by each LANDP product.

---

## Chapter 2. Communications services

LANDP communications are handled through a series of wide area communication servers. These include:

- SNA server
- Compression server
- Native X.25 communication server
- Program-to-program communication (PPC) server

There are also two emulators designed to emulate host environments.

---

### Wide area communication servers: overview



The LANDP wide area communication servers provide the communication services required by the workstation applications or other servers. This support includes connection to a host computer, a workstation in another LANDP workgroup, or any processor connected through a supported link.

This means that a client application, running in one of the workstations in the LANDP workgroup, can communicate with a host application or an application running in a workstation in another LANDP workgroup.

Several communication servers supporting different communication links and protocols can be present in a LANDP workgroup or workstation. For example, a LANDP SNA server, a LANDP PPC server, and a LANDP X.25 native server can be present in the same LANDP workgroup or in the same workstation.

### Wide area communication options

The LANDP wide area communication servers support a variety of possible configurations:

- Communication support limited to a single workstation.
- Communication support for an entire LANDP workgroup.
- Multiple communication servers installed in a LANDP workgroup to provide wide area communication with:
  - One or more hosts
  - A workstation in another LANDP workgroup
  - Any processor connected through a supported link

The communication servers can be of the same type or different types.

Typically, one host processes the transactions originating in the production site. Then, other communication servers can be used to access other systems, such as:

- A backup system
- Publicly available information, such as the Internet
- Relational databases providing management information

LANDP provides the following wide area communication servers:

- Systems Network Architecture (SNA) server
- Native X.25 server (for LANDP for DOS and LANDP for OS/2)
- Program-to-program communication (PPC) server (for LANDP for OS/2 and LANDP for AIX)

LANDP provides an SNA server for each supported operating system (DOS, OS/2, Windows NT, OS/400, and AIX). These servers use the LANDP common API. This means that your applications require little or no modification to send requests to any SNA server installed in your LANDP workgroup, regardless of the server's location and the operating system on which it runs.

## Wide area communications support and data link control

The wide area communication functions are built in three layers:

- Protocol handling layer
- Data link control layer
- Physical layer provided by a communication control adapter

These layers are designed to operate together in one workstation or AS/400 system.

### ***LANDP support for DOS***



LANDP for DOS supports:

- Synchronous data link control (SDLC)
- Token-ring data link control (TRDLC)
- X.25 data link control (X25DLC)
- If you have FBSI, device cluster attachment (DCA) data link control (DCADLC)

These link protocols are supported using IBM communication adapters. The communication server must be in the workstation where the communication adapter is installed.

Because the DOS operating system does not have the required data link control support, the SDLC, TRDLC, and X25DLC servers are included in LANDP for DOS. These servers provide the required data link control services and the interface to the communication adapters. These servers are internally used by the LANDP for DOS SNA and native X.25 servers.

When selecting your system components, consider the hardware interrupts required by the various adapters. An inadequate choice of equipment can result in interrupt conflicts.



It is also important that the parameters selected for the communication servers correspond to the parameter definitions in the host.

See the *LANDP Installation and Customization* book for more information.

### ***LANDP support for OS/2***



The wide area communication functions in LANDP for OS/2 (SNA, PPC, and native X.25) are based on:

- IBM Personal Communications AS/400 and 3270 Version 4.11 for DOS, Windows, Windows 95, Windows NT, and OS/2 (5622-972)
- IBM Communications Server for OS/2 Warp, Version 4.1 (5662-878)

The service requests to the SNA server are transformed to use the conventional LU application custom feature (LUA) of Communications Server for OS/2 Warp.

The service requests to the PPC servers are transformed to use the Advanced Program-to-Program Communication (APPC) API functions of Communications Server for OS/2 Warp.

The service requests to X.25 servers are transformed to use the X.25 API functions of Communications Server for OS/2 Warp.

### ***LANDP support for Windows NT***



The wide area communication functions in LANDP for Windows NT are based on:

- IBM Personal Communications AS/400 and 3270 Version 4.11 for DOS, Windows, Windows 95, Windows NT, and OS/2 (5622-972)
- IBM Communications Server for Windows NT Version 5.0 (5639-B53)
- Microsoft SNA Server, Version 3.0

The Windows NT requests to the SNA server are transformed to use the conventional LU application custom feature (LUA) of the above-named products.

### ***LANDP support for OS/400***



The wide area communication functions in LANDP for OS/400 use the SNA upline facility (SNUF) of OS/400.

### ***LANDP support for AIX***



The wide area communication functions in LANDP for AIX use the IBM AIX SNA Services/6000 or AIX SNA Server/6000 products.

## Asynchronous operation

The data link controls manage incoming and outgoing messages for the communication servers. The data link controls and the communication servers operate asynchronously. Therefore, the data link controls have a queue of input and output messages in their buffers for transmission to the communication servers and the applications. This means that control returns to the application while the data link control independently processes the request. The data link controls send and receive messages, and manage polling, various time-outs, and the connection process.

## Number of buffers for the data link controls

The number of buffers for each data link control has to be defined. This is done as follows:

- For LANDP for DOS, they are defined during the customization process.
- For LANDP for OS/2 communication servers, they are defined when the communications provider is configured.
- For the LANDP for Windows NT SNA server, they are defined when the SNA communications provider is configured.
- For the LANDP for OS/400 SNA server, they are defined during OS/400 SNUF configuration.

## Translating data

Workstations use ASCII character codes while many host computers use EBCDIC. The communication server functions do not include code translation of the messages. If messages contain fields in character format, they may have to be translated between ASCII and EBCDIC. Routines that translate in both directions are supplied.

## Cryptographic interface

By using the IBM Transaction Security System (TSS), the LANDP family of products supports data encrypted communications between the host and the LANDP workgroup. However, cryptography is not supported in LANDP for Windows NT and LANDP for OS/400.

See the *LANDP Programming Reference* for additional information about the cryptographic interface.

## Local session IDs for SNA and native X.25 servers

A local session represents a logically independent communication path in the network. LANDP does not impose a limit on the number of local sessions that can be used for program-to-program communications for each workstation or AS/400. In DOS, these are comprised of 15 for client programs and 15 for user servers.

A LANDP SNA or X.25 session is an abstract entity, which is defined by:

- Workstation ID. This is defined at customization.
- Local session ID. This is defined at customization and is related to an LU for SNA or an X.25 virtual circuit.

For SNA, the local session ID is provided as a parameter in each communication function call. For the native X.25 server, the session ID is correlated to a subscriber address that is defined during customization.

---

## SNA server



The SNA server provides host communication support for applications running in LANDP for DOS, LANDP for OS/2, LANDP for Windows NT, or LANDP for AIX workstations.


The workstation or AS/400 system in the LANDP workgroup with the SNA server installed is called a *gateway*. The gateway must have a connection to the host computer.

The SNA server has the following characteristics;

- It supports the following types of LU-sessions:
  - LU\_0
  - LU\_1
  - LU\_2
- A communication session can be initiated by the workstation application or the host computer.
- SNA/X.25 conforms with general IBM practice and is compatible with the network packet switching interface (NPSI) support in the network control program (NCP).
- Using SDLC, TRDLC, or X25DLC, SNA communication with CICS and IMS using VTAM and NCP is supported.
- Communication with the IBM 4700 Finance Communication System and the AS/400 over SDLC and TRDLC is available.
- LANDP for DOS and LANDP for OS/2 provide functions for changing the characteristics of SNA X.25 connections.
- For LANDP for Windows NT, the Microsoft SNA Server provides the SNA Server Administration function for changing the characteristics of SNA X.25 connections.
- Operator intervention is not required to bring up the link after a link failure has occurred. Reconnection happens automatically.
- If you have FBSI, device cluster attachment (DCA) to the 4700 Finance Communication System is supported using DCADLC.

---


## Compression server



The compression server is used to decrease the size of normal-flow function management data (FMD) request units (RUs). This is useful when the maximum RU size is bigger than the DLC segment size because it reduces the number of transmitted segments.

---

## Native X.25 communication server



The native X.25 server provides a program-to-program, high-level, protocol-free communication using X.25 data link control. It is useful when communicating with:

- Another LANDP workgroup or a single workstation
- Non-SNA computers available through X.25 networks


The native X.25 and SNA/X.25 servers can coexist in the same workstation. They use different virtual circuits, but the hardware requirements are the same.

The native X.25 server provides the following features for applications:

- Distributed process communications with location transparency of the partner applications
- A solution to interconnect several LANDP workgroups through an X.25 network
- An easy interface and protocol that start and maintain a conversation, send and receive data, and close the virtual circuit with an X.25 partner application, using a reduced set of functions

---

## Program-to-program communication server



The program-to-program communication (PPC) server lets a LAN application communicate with a partner application through an SNA LU\_6.2 session. These SNA nodes are on remote systems connected through the communication facilities provided by the following communication management products:

- For LANDP for OS/2, IBM Communications Server for OS/2 Warp
- For LANDP for AIX, IBM AIX SNA Services/6000 or IBM AIX SNA Server/6000

The PPC server provides the following features:

- Distributed process communications with location transparency of the partner applications.

- The option of running on DOS, OS/2, or AIX, without loading extra APPC code, and to take advantage of services provided by the supported communication management products.
- A solution to interconnect several LANDP workgroups. If you use the PPC server, the connection is made through SNA LU\_6.2 sessions and any DLC supported by the communication manager products.
- An interface that starts up and maintains a conversation, sends and receives data, and finishes the conversation with an APPC partner application, using just five LANDP functions.

This interface is similar to that of the SNA server, so that LU\_0 application developers are familiar with the application structure and can more easily adapt to the LU\_6.2 programming requirements.

- Session security and conversation security support. User ID and password can be directly managed by the application.
- A program exit for using your own data processing server.

---

## LANDP emulator support

LANDP supports the following emulators:

### LANDP 3270 emulator



Provides the basic facilities of an IBM 3270 Information Display System terminal. This emulator allows workstation operators to access host applications written for the 3270 environment.

In LANDP Version 4, the 3270 emulator has the following new support:

- Screen sizes of up to 49 rows and 132 columns
- Additional keyboard keys
- Additional screen colors
- Additional screen highlighting

Communication with the host computer can be started and controlled by:

- A workstation application. Low-level APIs and a high-level API (HLLAPI) are provided to enable application access to the 3270 emulator.
- The workstation operator. A hotkey combination is used to switch to the 3270 emulation mode and back.

Each workstation using IBM 3270 Information Display System facilities must have the LANDP 3270 emulator installed. Up to five 3270 emulators can be installed in the same workstation. However, the LANDP for OS/2 and LANDP for Windows NT 3270 emulators can only be used in a virtual DOS machine (VDM).

**Note:** Under Windows NT, 132 column screen size is only supported in a DOS full screen session

### **LANDP 3287 printer emulator**



Provides local printer support for host applications. This emulator lets supported printers be used as if they were IBM 3287 printers. It supports a variety of print modes and printer types, including all the printers supported by the financial printer server. However, the financial printer server must be installed in the same workstation to support these printers.

Only one 3287 printer emulator can be installed in a workstation or a virtual DOS machine (VDM) for OS/2 or for Windows NT.

The LANDP 3287 printer emulator can:

- Support (through the EMU3287 version) up to three printers attached to parallel ports or redirected by the operating system to printers attached to serial ports or LAN printers.
- Support (through the EMU3287R version) one printer redirected to the LANDP financial printer server.
- Support local printing, using the printer manager server to share printers among members of the workgroup.
- Use the SNA server and LU\_1 sessions to communicate with one or more host computers.
- Provide three exits to allow a user server to change buffer data to be printed, to know when a listing is ended, and to change unsupported SCS control characters into supported control characters.

### **API functions**

LANDP also provides two sets of API functions to access the 3270 emulator from user-developed applications.

- An operator can directly use the LANDP 3270 emulator to interface to the host system. In this case the workstation appears as a 3270 terminal.
- A client application can use the functions of one of the LANDP 3270 emulator APIs:
  - LANDP 3270 Emulator High-Level Language API (HLLAPI)
  - LANDP 3270 Emulator API

For more information, see the *LANDP Servers and System Management* book.

---

## Chapter 3. Data management services

LANDP provides a series of servers for managing data in a LANDP workgroup:

- Shared-file server
- Query server
- Electronic journal server
- Store-for-forwarding server
- Forwarding server

LANDP also provides shared DOS directory services.

---

### Shared-file server



The shared-file server provides database support, enabling applications in a LANDP workgroup to access records in shared files. The shared-file server enables multiple applications to read the same file simultaneously, but prevents one user from changing a record if it is already being changed by another user.

A LANDP workgroup can support several shared-file servers. However, only one shared-file server can be loaded in a LANDP workstation. Any workstation that has a shared-file server requires a hard disk.

The shared-file server provides the following features:

- Online or batch operation.
- Transaction logging to allow data integrity and forward or backward recovery.
- Locking, at the record or shared-file level.
- Support of five different access methods:
  - Direct
  - Sequential
  - Indexed
  - Indexed sequential
  - Direct indexed
- Disk space management, such that it is unnecessary to reorganize files. If a record is deleted, the record space is marked as available for a later insert.
- Support for segmented keys for locating records.

Utility programs are provided for backup and restore procedures, and for generating and listing information, such as log files and statistics. For more information see Chapter 7, “LANDP facilities and utilities” on page 41.

## Additional shared-file servers



For LANDP for OS/2 there are two additional servers:

### Shared-file distributed server


This server manages the distribution of disjoint database data among several shared-file servers. This permits the disjoint database data of several shared-file servers to appear as a single database and provides transaction integrity, error recovery, and deadlock management.

### Shared-file replicator server

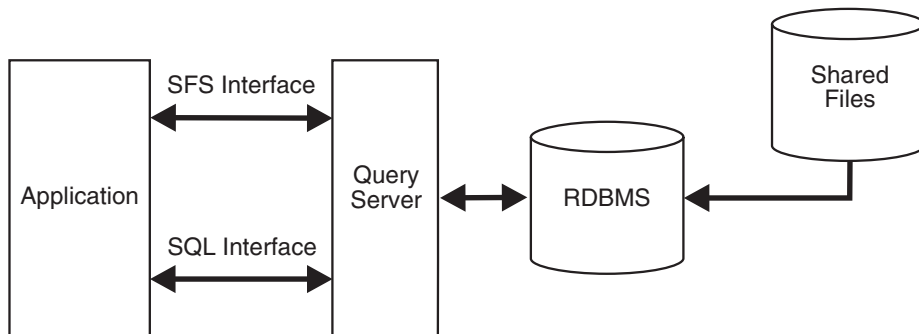
This server maintains exact copies of database data in different machines managed by shared-file servers, thus providing you with insurance against loss of data.

---

## Query server



The query server provides database services to applications that use structured query language (SQL). In doing so it extends the functions of the associated database management systems (for example DB2/2, OS/400 Integrated Database System, and the AIX Informix database) to the LANDP workgroup.



Features of the query survey include:


- Data integrity, guaranteed by the supported database management software.
- Shared multi-station access, with every member of a LANDP workgroup able to access the query server.
- Compatibility with the shared-file server, so that the utility programs provided by LANDP can be used to migrate the shared-file data sets to SQL table structures.



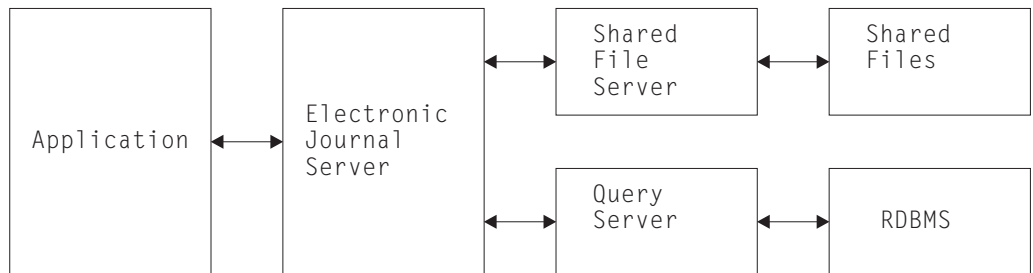
- Full SQL functions, so that new applications can issue SQL requests using normal SQL syntax.
- A choice of interfaces:
  - The SQL dynamic interface
  - The LANDP common application interface.
- Forward recovery for applications, enabling application programmers to recover up-to-date databases from backup copies.
- Support of Distributed Relational Database Architecture (DRDA) to provide access to remote DB2 databases.
- In LANDP for AIX, access to the following supported AIX databases: DB2/6000, ORACLE7, and Informix.

---

## Electronic journal server



The electronic journal server provides a convenient way of storing the data of all transactions in a LANDP workgroup during a chosen business period (for example, a day or a week).




Features of the electronic journal server include:

- Access to records stored in the electronic journal, so that they can be added, retrieved, updated, and deleted (logically).
- A search mechanism that can be used to search for specific records in electronic journals.
- Application control of the electronic journal files, so that physical disk space can be created, accessed, and reused.
- Data integrity. This is largely provided by the shared-file server or the query server, although you can also specify data integrity options for the electronic journal server during customization.

---

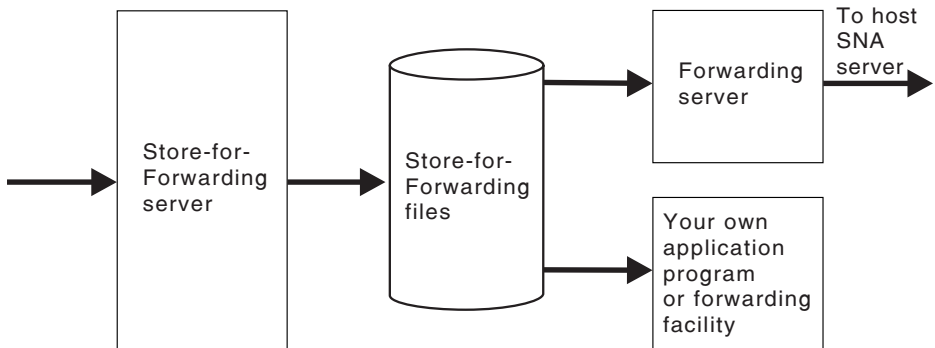
## Store-for-forwarding server



The store-for-forwarding server temporarily stores transactions intended for a host system. This feature helps to maintain service if communication between the workgroup and the host is temporarily lost.

The store-for-forwarding server can also be used control the flow of transactions to the host even when the connection is active.


Stored transaction records are transmitted to the host via the *forwarding server* or an application program you have developed for the same purpose. The figure below shows how the store-for-forwarding operates with the forwarding server, or with your own application or forwarding facility.



Data integrity of the store-for-forwarding files is largely provided by the shared-file server or query server although there are also data integrity options for the store-for-forwarding server which you can specify during customization.

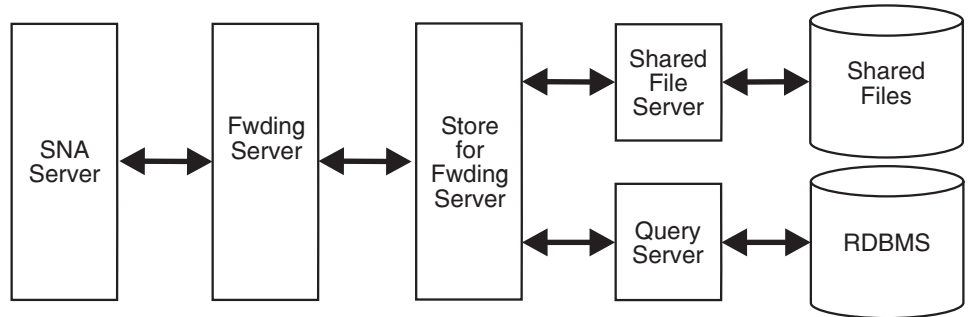
---

## Forwarding server



The forwarding server complements the store-for-forwarding server and ensures correct transmission of records to the host computer. The forwarding server calls the store-for-forwarding server to retrieve data that is to be sent to the host computer. It also informs the store-for-forwarding server about the current state of the host communication sessions.

The forwarding server requests services from the SNA server and the store-for-forwarding server, which in turn requests services from the shared-file server or query server. The LANDP for DOS forwarding server also requests services from the ASCII-EBCDIC translation server when operating in DBCS mode.




The forwarding server supports two transmission modes:

- *Automatic transmission:*  
Any records found in a store-for-forwarding file are sent to the associated host computer application.
- *Program-initiated transmission:*  
The workstation application explicitly starts and stops the transmission.

Records can be transmitted individually, or they can be grouped in blocks.

---

## Shared DOS directory services



The shared DOS directory services enable DOS workstations in the LANDP workgroup to share programs, data files, and applications. For example, by storing an application in a shared DOS directory, only one copy has to be installed in the LANDP workgroup.

The workstations can share data files, such as table files and format files, and they can share fixed disk space. Thus, a workstation with a fixed disk can provide space to other workstations in the LANDP workgroup that have no fixed disk or need more space.



---

## Chapter 4. System management services


This chapter describes the servers and services that LANDP provides to help manage a LANDP system. These include:

- System manager server
- System manager operator
- Operator interface
- Local resource manager server

LANDP for DOS and LANDP for OS/2 also provide remote change management services (RCMS) to manage software and data resources for a distributed system.

---

### System manager server



The system manager server provides the following services for all workstations in a LANDP workgroup:

- User identification and control functions
- User profile and application data maintenance
- Date and time synchronization
- LANDP workgroup common data maintenance
- Retrieval of defined record structures
- Data validation with defined record structures
- Alerts management
- System and user log management
- Operator messages support
- Back-up global data

The system manager server also controls concurrent access to the shared workgroup information.

Only one system manager server can be installed in each LANDP workgroup.

---

## System manager operator



The system manager operator provides access to system manager server data and provides a way to manage the workgroup facilities.

It can be installed in more than one workstation, and more than one system operator can be used at the same time.

You can use the system manager operator to perform the following tasks:

- Display, update, and delete the common and user profile data
- Display messages for the operator
- Display system status and enter commands:
  - Activate or deactivate alerts transmission
  - Activate or deactivate system log recording
  - Activate or deactivate operator messages

---

## Operator interface



The operator interface is an optional component of LANDP for DOS that allows the workstation operator to interact with the following LANDP for DOS components:

- Printer manager server
- 3270 emulator
- 3287 printer emulator

The operator interface is used to display information and to issue commands.

---

## Local resource manager server



The local resource manager server enables applications to use LANDP common API functions to interact with specific LANDP for DOS components, if the applications and components are installed in the same workstation as the local resource manager server.


The local resource manager server provides services to:

- Get communication and printer status from the emulators
- Control emulator communication with the host computer
- Control printing of data

The local resource manager server provides the same services as the operator interface. The difference is that the local resource manager server uses the common API.

---

## Remote change management services



The remote change management services (RCMS) feature uses the IBM NetView Distribution Manager MVS (NetView DM for MVS) to manage LANDP software and data sources using a host system.

RCMS, together with NetView DM, is used to:

- Keep application libraries up to date
- Distribute production data
- Track resources in the host computer and in the workstations
- Maintain the system software
- Manage problems with the remote node systems

The commands used in the interaction between RCMS and NetView DM include requests for RCMS to:

- Send resources from the workstation to the host computer
- Receive resources at the workstation
- Receive a command list to be performed at the workstation
- Send a host computer operator message to the workstation operator

RCMS can be installed on more than one workstation. Its installation has very little impact on the workstation performance.





---

## Chapter 5. I/O device support



LANDP supports a wide range of input and output devices, including printers, card readers, and Personal Identification Number (PIN) pads. The servers that are used to support the various I/O devices are listed below. Not all servers are supported on all platforms.

For more information on the I/O devices LANDP supports, see “Supported I/O devices” on page 76. For more information on the I/O device servers, see *LANDP Servers and System Management*.

To get the latest LANDP device drivers, please contact your IBM representative who will send you the ones that are listed in the LANDP Version 4 announcement letter.

### Financial printer server

The financial printer server lets client applications print data on several different types of financial printers. It supports the following devices:

- IBM 4712 transaction printer
- IBM 4722 document printer
- IBM 4009 universal banking printer
- IBM 4772 universal financial printer
- IBM 9055 document printer
- IBM 9068 multi-purpose passbook printer

### IBM 4748 printer server

The 4748 printer server lets client applications print double-byte or single-byte data on the IBM 4748 Document Printer and the IBM 9055 Document Printer.

### IBM 4770 printer server

The 4770 printer server lets client applications print data on the IBM 4770 ink jet transaction printer, which is specifically designed to print on forms used in financial transactions and for retail point-of-sale.

### Printer manager server

The printer manager server supports an environment where print requests come from more than one program at a time.

### Magnetic stripe reader/encoder server

The magnetic stripe reader/encoder (MSR/E) server lets client application use the features of MSR/E devices. It supports the following devices:

- IBM 4717 MSR/E unit
- IBM 4777 magnetic stripe device

### Personal Identification Number (PIN) pad server

The PIN Pad server provides functions to use the features of PIN pad devices. It supports the following devices:

- IBM 4718 personal identification (PIN) keypad
- IBM 4778 PIN pad magnetic stripe reader

These servers have several common characteristics:

- The I/O devices can be accessed from applications written in a high-level programming language.
- Devices can be configured to be used by:
  - One workstation only (can be the workstation to which the device is attached, or another)
  - Multiple workstations in the LANDP workgroup

The server supporting a device must be located in the same workstation as that to which the device is physically connected.

- The I/O device servers permit the devices to be shared. The client/server mechanism accepts the call from the application, and routes it to the server. An I/O device is used exclusively by the application that has acquired it. For the device to be shared, applications must:
  1. Acquire the device
  2. Perform the desired task
  3. Release the device for use by other applications
- The I/O device server functions are usually synchronous. This means that the application does not receive control until a called function has completed processing.

However, I/O device server functions that require human intervention or which, for other reasons, require a long time to be processed, can (and at times must) be used as asynchronous functions. This means that the function is only started, and control is returned to the application. The application can check repetitively to see if the functions have finished, or enter the wait multiple loop. In the latter case the application regains control when the started function ends.

## Chapter 6. Application integration services

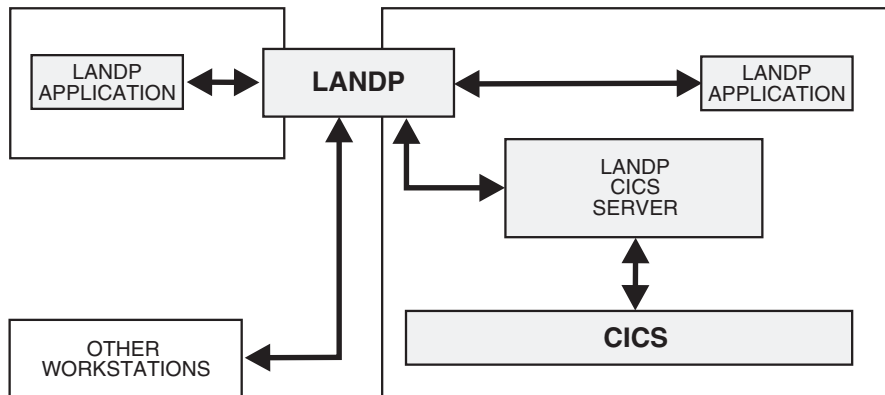
Application integration in LANDP is handled by various servers and facilities. These are:

- CICS server
- DDE access server
- Batch machine facility
- MAIL program
- Batch machine operator
- Application access server
- LANDP-DCE interoperability

### CICS server



The CICS server enables LANDP applications to access CICS facilities and data. LANDP can work with all members of the CICS family through its interface with the Transaction Server for OS/2 or the CICS Client for OS/2.



The application that requests services from the CICS server can run in any workstation within the LANDP workgroup. However, the CICS server must be installed in the same LANDP for OS/2 workstation as the CICS Client for OS/2 or the CICS OS/2 system which it uses.

More than one CICS server can be installed in a LANDP workgroup. This enables an application to request services from more than one CICS server concurrently.

The CICS server provides:

- An interface and protocol to send and receive data by requesting multiple transactions belonging to a single “logical unit of work,” using a reduced set of functions.
- Full transaction and data integrity.
- Support for synchronous and asynchronous parallel calls.

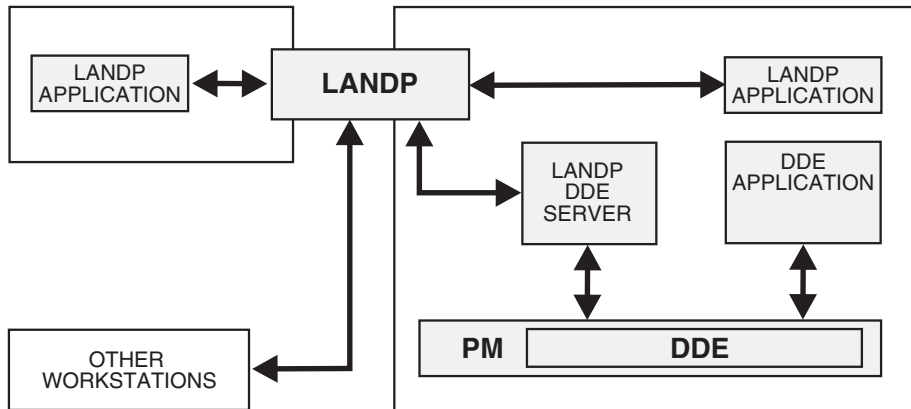
---

## DDE access server



The DDE access server provides an interface between LANDP and dynamic data exchange (DDE) compliant applications.

The interface uses specific Presentation Manager methods for exchanging data using the clipboard or DDE conventions. This server extends these methods for remote access and makes the location of these services transparent to the user application.



---

## Batch machine facility



The batch machine facility is used to process jobs in batch mode. This facility is intended for environments with the following requirements:

- Integrating applications that deal with input and output files.
- Reducing the workload in the client workstations by moving work into more powerful server workstations.
- Processing jobs asynchronously in unattended mode at a later time.
- Concentrating jobs in a single workstation, thus reducing the need for multiple copies of the same program.
- Sending jobs for later processing to workstations that are not online when you send these jobs.

The batch machine facility consists of the object post box server and the batch machine loader server.

### Object post box server

This server provides the means for a client application to store messages in queues that can be accessed by the owner of the message queue.

The messages are compressed and stored in a shared-file server. This provides inherent data integrity and recoverability.


The object post box server manages the message traffic among the users defined for the system manager server and the programs written for batch processing. The batch machine loads the batch programs into memory, where they stay resident, and informs the object post box server when the batch programs are ready to receive messages.

### Batch machine loader server

This server loads the batch programs in memory, where they stay resident, and informs the object post box server when the batch programs are ready to receive messages.

---

## MAIL program



The LANDP MAIL program is used to exchange messages and files with other users in the same workgroup, or with a batch machine.

To use the MAIL program you must have a LANDP userid (assigned in the System Manager facility).

The MAIL program is available at all the LANDP for DOS and LANDP for OS/2 workstations, although it does require the batch machine facility.

The MAIL program offers the same features as the batch machine operator.

---

## Batch machine operator

OS/2

The batch machine operator provides a graphical interface for accessing the batch machine. It offers the same features as the MAIL program, in the form of messages relating to the batch machine facility.

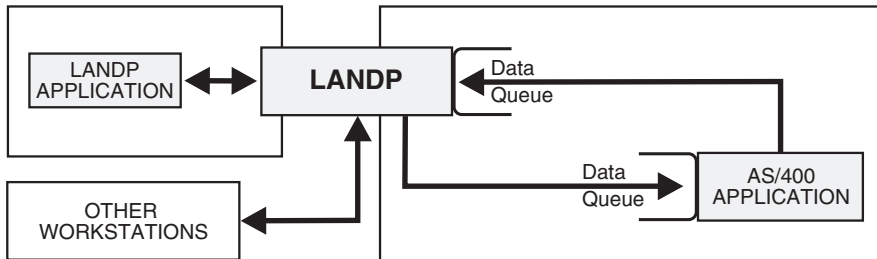
As with the mail program, you must have a LANDP userid to use the batch machine operator.

---

## Application access server

400

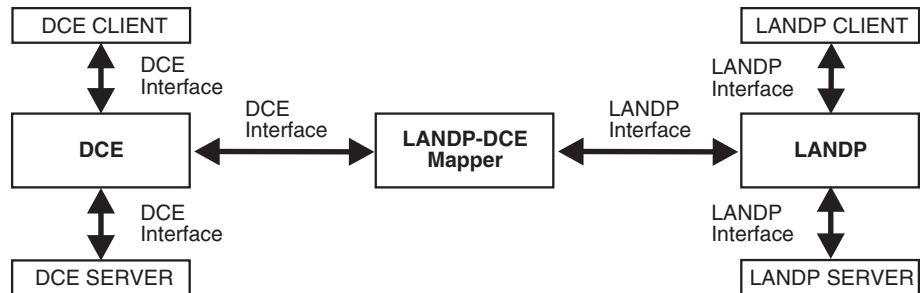
The application access server enables LANDP workstation applications to work with OS/400 data queues. This enables workstation applications to use the LANDP common API to communicate and exchange data with AS/400 applications. The AS/400 can act as a server and a client in the LANDP workgroup at the same time as it provides the AS/400 application capabilities to the LANDP workgroup.



## LANDP-DCE interoperability



LANDP and Distributed Computing Environment (DCE) are development platforms used to create distributed applications. Through the use of a LANDP-DCE *mapper*, it is possible for DCE clients to access LANDP servers, and for LANDP clients to access DCE servers.



The LANDP mapper must reside in the workstation that has both DCE and LANDP installed.





---


## Chapter 7. LANDP facilities and utilities

This chapter describes the facilities and utilities provided by LANDP. It includes information on the following:

- File transfer facility
- 3270 send/receive facility
- 4707 monochrome display support
- Multiple virtual DOS machine relay
- Microsoft Windows 3.1 support
- Utility programs

---

### File transfer facility



The file transfer facility is used to send files to and receive files from a host computer.

The file transfer facility provides a SEND command and a RECEIVE command. The SEND command transfers a copy of a file on the workstation hard disk or diskette to the host computer. The RECEIVE command transfers a copy of a file in the host computer to the workstation hard disk or diskette.

It does not support the transmission of DBCS characters and will only support 24 by 80 screens under LANDP for Windows NT. Use the 3270 send/receive facility instead if you require other file transfer support.

---

### 3270 send/receive facility




The 3270 send/receive facility provides an improved method of sending files from a workstation to a host computer, and of receiving files from the host computer at the workstation. It supports DBCS characters and runs under LANDP for Windows NT.

You cannot use this facility under a DBCS version of OS/2 or Windows NT because the 3270 send/receive facility uses the LANDP 3270 emulator that does not support DBCS mode operation under OS/2 or Windows NT.

However, you can use either facility if your workstation is running a single-byte character set (SBCS) version of DOS, OS/2, or Windows NT.

---

## 4707 monochrome display support



The IBM 4707 monochrome display is a small display unit which is particularly useful where space is limited. It supports three display modes:

- 2000-mode: 25 rows of 80 characters
- 1000-mode: 25 rows of 40 characters
- 480-mode: 12 rows of 40 characters

LANDP for DOS provides a subroutine that allows switching between these three modes.

For more information on the 4707 display unit, see “Supported I/O devices” on page 76.

---


## Multiple virtual DOS machine relay



The LANDP for OS/2 and LANDP for Windows NT multiple virtual DOS machine (MVDM) relays enable LANDP for DOS applications and emulators to run in LANDP for OS/2 and LANDP for Windows NT workstations, and let the appropriate LANDP supervisor process requests from LANDP for DOS applications that are running in an OS/2 or Windows NT virtual DOS machine.

---

## Microsoft Windows 3.1 support



LANDP for DOS, DOS applications, and Windows applications that request services from LANDP servers can run under Microsoft Windows 3.1 or Windows for Workgroups 3.11.

LANDP for DOS runs under Microsoft Windows in only the 386 enhanced mode. This mode provides access to the virtual memory capabilities of the supported Intel processors and lets Microsoft Windows applications use more available memory. It also supports multitasking of non-Windows applications.

The appropriate LAN device drivers must be used with Windows for Workgroups 3.11.

The Microsoft Windows support allows LANDP applications (Windows or non-Windows) and other Windows or non-Windows applications to use the graphical Windows user interface.







## Utility programs






This section describes the utility programs provided with the LANDP family of products. There are utility programs to help you in the following areas:


- Managing LANDP
- Data management
- Problem determination

The utility programs are shown in the table below:

Utility	Description	Platforms
<b>Managing LANDP utility programs</b>		
Loading LANDP	Loads LANDP on the designated workstation or AS/400. For LANDP for DOS, LANDP for OS/2, LANDP for Windows NT, and LANDP for OS/400 the procedure is called AUTOFBSS, with the file extension dependent on the operating system. For LANDP for AIX, use SMIT.	
Loading LANDP servers	Loads the LANDP servers on the designated workstation. In LANDP for DOS, some servers can be loaded into expanded memory. For LANDP for AIX, use SMIT or the autolandp program.	
Unloading LANDP	Unloads LANDP from the designated workstation or AS/400. For LANDP for AIX, use SMIT.	
Unloading LANDP servers	The EHCFFREE.EXE utility program dynamically unloads a LANDP for OS/2 or LANDP for Windows NT server at run time. For LANDP for AIX use SMIT or the dcyfree program.	
<b>Data management utility programs</b>		

Utility	Description	Platforms
Electronic journal	Reallocates the electronic journal data sets when the number of data sets has been increased. This ensures proper access to the new electronic journal data sets.	
ASCII-EBCDIC translation	LANDP has several translation routines to enable applications to translate between IBM PC ASCII code page 850 and IBM EBCDIC multi-lingual code page 500. Source code is provided so they can be modified to meet specific needs.	
Shared-file programs	Support complementary functions for: <ul style="list-style-type: none"> <li>• Developing backup and restore procedures</li> <li>• Displaying shared-file related information</li> <li>• Changing configuration parameters</li> </ul>	
LANDP for OS/2 query server programs	Support system design, setup, and data migration, from the shared-file server environment to the LANDP for OS/2 query server environment.	
LANDP for OS/400 query server programs	Support system design, setup, and data migration from the shared-file server environment or the LANDP for OS/2 query server environment to the LANDP for OS/400 query server environment.	
LANDP for AIX record definition	Defines the record formats to be used by the electronic journal and the store-for-forwarding servers.	

Utility	Description	Platforms
Data migration	<p>Runs under LANDP for DOS or LANDP for OS/2 to migrate data:</p> <ul style="list-style-type: none"> <li>• LANDP for DOS, LANDP for OS/2, or LANDP for Windows NT shared-file data to LANDP for OS/400 SQL data</li> <li>• LANDP for DOS, LANDP for OS/2, or LANDP for Windows NT shared-file data to LANDP for AIX SQL data</li> <li>• LANDP for OS/2 query server data to LANDP for OS/400 SQL data</li> <li>• LANDP for OS/2 query server data to LANDP for AIX SQL data.</li> </ul>	
<b>Problem determination utility programs</b>		
Version control	<p>Determines the current version number and the last authorized program analysis report (APAR) or program temporary fix (PTF) that has been applied to a LANDP program component.</p>	
Display status	<p>Displays a panel showing information about the status of the servers loaded in the workstation where the utility is running.</p>	
System verification	<p>Tests and verifies the operation of LANDP program components, including user-written servers.</p>	
Trace	<p>Various trace utilities can be used to debug LANDP application programs, or diagnose problems on LANDP for DOS workstations.</p>	

Utility	Description	Platforms
Apply fixes	Applies program fixes to LANDP for DOS, LANDP for OS/2, and LANDP for Windows NT; maintains records of the installed changes.	 <p>The Platforms column contains three icons: a circle with 'OS/2', a circle with 'DOS', and a circle with 'NT'. There are also two empty square icons in the top row of the platform grid.</p>

---

## Part 2. Planning

This part describes how to plan a LANDP environment, lists the supported hardware, software, and compilers, and provides information about the memory and storage requirements for selected components.

The LANDP environment you develop will be dependent on your organization's requirements. In planning the LANDP environment, skills and knowledge of various technical subjects are required. These include:

- Workstation configurations
- IBM PC DOS
- IBM OS/2
- Microsoft Windows NT
- IBM OS/400
- IBM AIX
- LAN and WAN communication
- TCP/IP
- Remote communication using PTT services
- Designing, programming, and testing applications
- Determining problems in a personal computer system token-ring LAN
- Using 4700 input/output devices.

This part contains the following chapters:

<b>Chapter 8. Creating a LANDP environment: Overview</b> . . . . .	49
<b>Chapter 9. Planning a LANDP environment</b> . . . . .	51
<b>Chapter 10. Selecting software components</b> . . . . .	63
<b>Chapter 11. Selecting hardware components</b> . . . . .	73
<b>Chapter 12. Memory and storage requirements</b> . . . . .	85





---

## Chapter 8. Creating a LANDP environment: Overview



A successful LANDP installation involves five basic stages:

### 1. Planning

Define the LANDP workgroups, select the most efficient hardware and operating system required for each workstation, and determine the LANDP services to be used. During the planning stage, application objectives are specified and any requirements for internal or external workgroup communications are identified.

This is described in more detail in Chapter 9, “Planning a LANDP environment” on page 51.

### 2. Installing

The LANDP Version 4 product CD-ROM contains the LANDP for DOS, LANDP for OS/2, and LANDP for Windows NT products.

LANDP Version 4 must be installed onto a DOS or OS/2 workstation that is used as the *customization workstation*. The customization workstation is used to create the configuration files that define the characteristics of the workstations in your LANDP workgroup.

During installation, LANDP for DOS, LANDP for OS/2, and LANDP for Windows NT files are copied from the LANDP CD-ROM to a fixed disk on a DOS or OS/2 workstation.

For more information, refer to the *LANDP Installation and Customization* book.

### 3. Customizing

A set of customization utility programs are provided to customize the LANDP workgroups.

Using these utilities, you can define the hardware and software that make up your environment. You can also specify how and where in the LANDP workgroup you want to run your LANDP programs and services.

During customization you can define, among other things:

- The operating systems installed in your workstations
- How servers and programs are distributed within a LANDP workgroup
- The operation of servers
- The rights for applications to access the servers
- External communication characteristics
- Database characteristics
- Operational characteristics for attached resources
- ASCII-to-EBCDIC translation tables

For more information, refer to the *LANDP Installation and Customization* book.

#### **4. Developing applications and user servers**

You can start designing and coding applications and user servers for a LANDP environment as soon as you have finished planning, although you cannot start to use them until the customization step is complete. The applications you develop should satisfy the specifications for LANDP workgroups defined in the planning step.

Your applications can use a variety of the most popular programming language compilers including Assembler, C, COBOL, Pascal, and BASIC. You can also create your applications using the supported object-oriented languages, C++ and Smalltalk. The VisualAge, Visual Basic, and Visual C++ application development environments are also supported. See Chapter 10, "Selecting software components" on page 63 for further details.

For more information on developing applications for the LANDP environment, see the *LANDP Programming Reference* book.

#### **5. Maintaining your LANDP environment**

LANDP provides facilities to help you maintain your environment, thus ensuring the availability of the LANDP workgroup, and keeping it up to date. These facilities include the ability to define access rights, or maintain user profiles.

You can perform some system management and administration tasks at a development site. The LANDP products support online distribution of software and data from the development site to the LANDP workgroups.

For more information see the *LANDP Servers and System Management* book.

---

## Chapter 9. Planning a LANDP environment



When planning a LANDP environment, you start by identifying the tasks to be performed by each workgroup, determining the services required to perform those tasks, and selecting the components used to provide the services.

For large LANDP environments where multiple workgroups are defined, it may be more practical to define a few standard LANDP workgroups that can be configured and deployed from a production site, rather than a customized configuration for each workgroup.

It can also be advantageous to define LANDP configurations according to the size of the different sites and departments. For example, configurations could be defined for:

- Small sites
- Medium-sized sites
- Large sites
- Administrative departments

Network planners must identify the type of network needed to meet business requirements. Issues that determine the business requirements include:

- How data processing sites relate to each other. For example:
  - The degree of autonomy of the LANDP workgroups
  - Whether you want to develop a centrally controlled environment
  - Whether you intend to implement a centralized network control center for managing the network and LANDP workgroups.

- Considerations for expansion and growth.

Besides solving current needs, the plan should be designed to accommodate projected growth.

- The characteristics of the information system to be implemented.

A single information management system for all the sites requires significant centralization of responsibility and function.

- The definitions for the communication network.

This issue affects the interface with the hosts, placement and connections for communication, and the placement of applications in the hosts and LANDP workgroups.

- The distribution of databases.

The way databases are distributed over the network will influence the configuration. Databases can be centralized at a host, they can be distributed within the LANDP workgroups, or they can be distributed among the LANDP workgroups. You may also choose to maintain data in the workgroup during working hours and then update your host data during off-peak hours.

- Special requirements for specific business needs.

You may need to determine your security, availability, line utilization, and response time requirements. For example, certain sites may have to be available 100% of the time, while others require lower levels of availability.

- Function access.

When establishing objectives for each service, find out which personnel need access to a particular service in each site. These criteria can be used to develop availability and performance requirements.

Because LANDP supports a wide variety of equipment operating on different operating system platforms, the performance requirements of your configuration can be tuned by selecting the LANDP product that best suits a given performance requirement.

The LANDP products can support a uniform environment where all the workstations in a workgroup can run the same LANDP product. For example, a LANDP workgroup could consist of all LANDP for DOS or all LANDP for OS/2 workstations.

However, a mixed environment generally offers the most flexibility, with LANDP for DOS, LANDP for OS/2, LANDP for Windows NT, and LANDP for AIX workstations requesting services from each other, or from LANDP for OS/400 systems. A mixed environment enables you to select the most appropriate processors and operating systems to match your data processing, database distribution, and communication requirements.

---

## Sample LANDP configurations

Various types of workstations (for example, IBM PC, IBM PS/1, IBM PS/2, ThinkPads, IBM PS/VP, PS/E, Self-Serve Banking Devices, and IBM RS/6000 workstations) supporting a variety of I/O devices (printers, magnetic stripe readers/encoders, and PIN pads) and AS/400 systems can reside within a LANDP workgroup.

## Sample configuration 1

Figure 1 shows a variety of supported hardware.

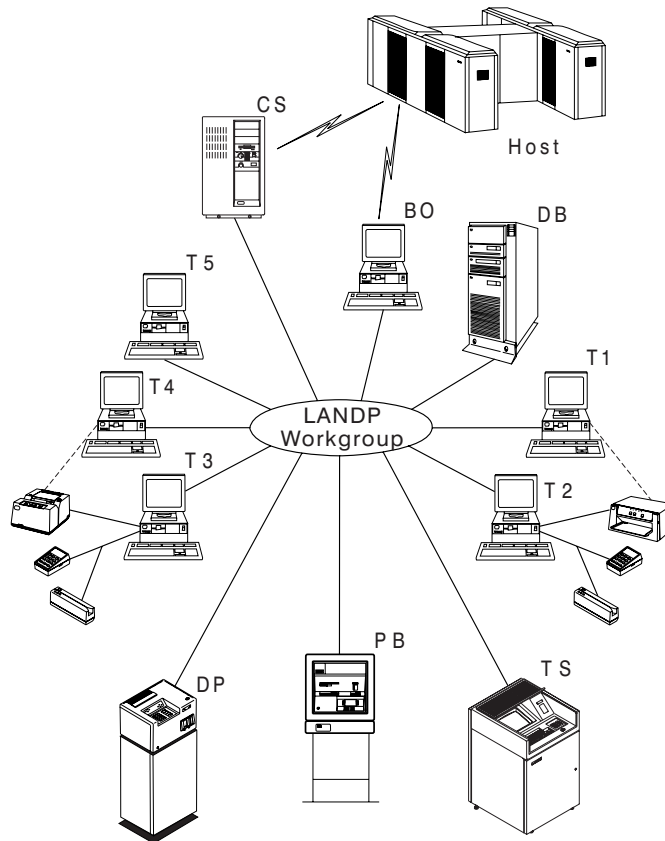


Figure 1. LANDP workgroup sample 1

In this LANDP workgroup, the LANDP for Windows NT workstation (CS) is used as a host communication gateway that is shared by the self-service banking devices (DP, PB, and TS) and any other workstation that requires access to the host.

A LANDP for OS/2 workstation (BO) is also configured as a communication gateway. In this case, it is connected to the same host as the LANDP for AIX but it could just as easily be connected to a different host. It could be configured to run the system manager server to perform system administration tasks.

Workstations T1 and T2 share the I/O devices attached to T2. Similarly, the workstations T3 and T4 share the financial printer attached to T3. Workstations T3, T4, and T5 also share the I/O devices attached to T3.

The LANDP for OS/2 workstation (DB) provides database services that can be shared by all the workstations T1-T5.

In this example the workstations are all members of a single LAN. However, members of a LANDP workgroup can be remotely attached using NetBIOS routers or Internet networks using TCP/IP.

## Sample configuration 2

Figure 2 shows two LANDP workgroups using NetBIOS for internal communication and one LANDP workgroup using TCP/IP.

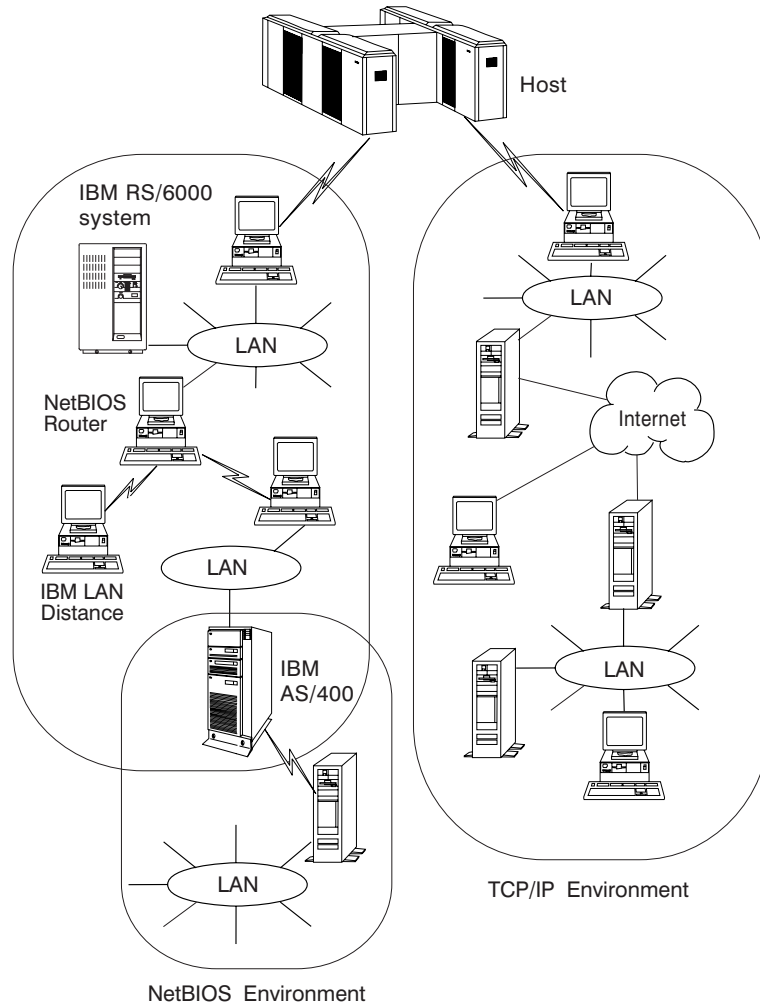


Figure 2. LANDP workgroup sample 2

The two NetBIOS workgroups are sharing the resources of one AS/400. Each LANDP workgroup connected to a shared AS/400 requires a separate AS/400 subsystem running its own copy of LANDP for OS/400. The LANDP workgroups can be locally attached using token-ring data link control (TRDLC) or remotely attached using

synchronous data link control (SDLC) or X.25. In environments using LANDP for OS/400 services, at least one LANDP for DOS or LANDP for OS/2 workstation must be installed to route the requests and replies to and from LANDP for OS/400.

One of the NetBIOS workgroups consists of two remote locations that are connected using a NetBIOS router. The router could be the IBM Remote Bridge program, IBM LAN to LAN Wide Area (LTLW) program, IBM 6611 Network Processor, or a similar supported configuration.

A remotely attached workstation using IBM LAN Distance is also shown.

The TCP/IP workgroup shows two remote LANs and a remote workstation all connected using an Internet network.

---

## Planning checklist

Use the following checklist to help you plan your LANDP environment.

1. Define your goals and requirements by analyzing the working procedures in the different production sites and locations where LANDP workstations will be deployed. The following factors may also influence your decision:
  - Installation
  - Customization
  - Application development
  - Testing
  - Maintenance
2. Select the hardware and software configurations for your development site.
3. Select hardware configurations for each production site:
  - Personal computer system models and quantities
  - I/O devices
  - Communication adapters
  - LAN configuration
    - Token-ring, PC Network, or Ethernet
    - Cabling

For detailed information, refer to Chapter 11, “Selecting hardware components” on page 73.

4. Design the communication network:
  - Determine line requirements
  - Configure communication servers for SNA interconnection
  - Configure routers and network addresses for TCP/IP internal communication
  - Select access through multiple channels
  - Examine the network requirements of applications
  - Review functional network requirements for the communication protocols selected: SNA, NetBIOS, TCP/IP, native X.25, or others.

5. Select the software to fit the requirements for each production site:

- Database management requirements
- Requirements for electronic journals and store-for-forwarding files
- Required servers and their locations in the LANDP workgroup
- 3270 and 3287 emulator requirements
- Remote change management services (RCMS) requirements

For detailed information, refer to Chapter 10, "Selecting software components" on page 63.

6. Design workstation operator environments:

- Identify what host applications are accessed:
  - LU\_0 applications
  - LU\_1 3287 applications
  - LU\_2 3270 applications
  - LU\_6.2 applications
- Identify data processing requirements for each production site:
  - LANDP applications to be written
  - Interactions among applications (shared files, simultaneous access)
  - Workstation device sharing
  - Document handling
  - Backup considerations

7. Develop applications.

8. Develop backup and recovery procedures.

9. Install hardware.

10. Install LANDP at the customization workstations.

11. Print and distribute the required number of LANDP manuals

12. Define and implement host subsystems and applications

- IMS
- CICS
- VTAM
- NCP
- 4700 CPGEN
- NetView DM
- NetView
- Any other appropriate subsystems and applications

13. Provide supplies to all your production sites.

14. Define LANDP for each production site.

15. Customize LANDP for each production site.

16. Install LANDP workgroup programs and the required support software at each production site:

- LANDP runtime components



- Customized options
  - Software configurations
  - Communication support
  - Applications
17. Verify system operations using personal computer system diagnostics and the system verification tools provided by LANDP.
  18. Create database files.
  19. Test the entire system.

---

## **Functions supported by each LANDP product**

The following tables show the functions and components that come with each LANDP product.

When appropriate, LANDP products use the functions that are provided by the operating system. Sometimes, a LANDP function is only made available with one LANDP program because the operating systems that support the other LANDP programs already provide the function.

Table 1. Supported internal and wide area communication options for each LANDP product

Internal and Wide Area Communication					
Function	LANDP for DOS	LANDP for OS/2	LANDP for OS/400	LANDP for AIX	LANDP for Windows NT
NetBIOS internal communication	√	√	√ <sup>1</sup>	√ <sup>2</sup>	√
TCP/IP internal communication	√	√		√	√
SNA communication server supporting LU_0 for applications	√	√	√	√	√
SNA communication server supporting LU_1 and LU_2	√	√		√	√
SNA session level encryption LU_1 and LU_2	√ <sup>3</sup>	√ <sup>3</sup>	√		√ <sup>3</sup>
SNA session level encryption for applications LU_0	√ <sup>3</sup>	√ <sup>3</sup>		√ <sup>3</sup>	√
Native X.25 communication server	√	√			
Program to Program Communication (PPC) server		√		√	
3270 emulator	√	√ <sup>4</sup>	√ <sup>5</sup>	√ <sup>5</sup>	√ <sup>7</sup>
3270 emulator HLLAPI	√ <sup>6</sup>	√ <sup>6</sup>		√ <sup>6</sup>	
3287 emulator	√	√ <sup>4</sup>	√ <sup>5</sup>	√ <sup>5</sup>	√ <sup>7</sup>
<ol style="list-style-type: none"> <li>1. Provided by LANDP for DOS and LANDP for OS/2 SNA routers.</li> <li>2. Supported only by Token-Ring LAN.</li> <li>3. Using IBM Transaction Security System server or user-developed security server.</li> <li>4. Runs in an OS/2 virtual DOS machine; no DBCS support.</li> <li>5. Provided as a standard feature of the operating system.</li> <li>6. No DBCS mode support.</li> <li>7. Runs in a Windows NT virtual DOS machine; no DBCS support.</li> </ol>					

<i>Table 2. Supported I/O device services for each LANDP product</i>					
<b>I/O device services</b>					
<b>Function</b>	<b>LANDP for DOS</b>	<b>LANDP for OS/2</b>	<b>LANDP for OS/400</b>	<b>LANDP for AIX</b>	<b>LANDP for Windows NT</b>
Financial printer server	√ <sup>1</sup>	√ <sup>1</sup>		√ <sup>2</sup>	√ <sup>1</sup>
Magnetic Stripe Reader/Encoder (MSR/E) server	√ <sup>3</sup>	√ <sup>3</sup>		√ <sup>4</sup>	√ <sup>3</sup>
Personal identification number (PIN) pad server	√ <sup>5</sup>	√ <sup>5</sup>		√ <sup>6</sup>	√ <sup>6</sup>
4748 printer server <sup>7</sup>	√	√			
4770 printer server		√			
Printer manager server	√	√ <sup>8</sup>	√ <sup>9</sup>		
4707 display support	√ <sup>10</sup>				
50-key keyboard support	√ <sup>10</sup>				
<ol style="list-style-type: none"> <li>1. Supports document/passbook printers (4722, 4772, 4009, 9055-002, and 9068-S01) and transaction printers (4712).</li> <li>2. Serial printers only and no support for IBM 9055 and 9068 document printers.</li> <li>3. Supports magnetic stripe readers and reader/encoders (4717 (not on Windows NT), 4777, and the MSR/E component of the 4778).</li> <li>4. Supports magnetic stripe readers and reader/encoders (4777 and the MSR/E component of the 4778).</li> <li>5. Supports PIN pads (4718 and 4778).</li> <li>6. Supports 4778 PIN pads.</li> <li>7. Supports IBM 4748, 9055-001, and 9068-D01 DBCS printers.</li> <li>8. Provided by OS/2 LAN server 2.0 or greater.</li> <li>9. Provided as a standard feature of the operating system.</li> <li>10. Requires the IBM 4700 Financial I/O Device driver diskette.</li> </ol>					

<i>Table 3. Supported banking self-service devices for each LANDP product</i>					
<b>Banking self-service support</b>					
<b>Function</b>	<b>LANDP for DOS</b>	<b>LANDP for OS/2</b>	<b>LANDP for OS/400</b>	<b>LANDP for AIX</b>	<b>LANDP for Windows NT</b>
IBM 4731/38/39 P-Model Personal Banking Machines	√	√			
IBM 4733 Teller Assist Unit	√	√			
IBM 4737 Transaction Station	√	√			

<i>Table 4. Supported data management services for each LANDP product</i>					
<b>Data management</b>					
<b>Function</b>	<b>LANDP for DOS</b>	<b>LANDP for OS/2</b>	<b>LANDP for OS/400</b>	<b>LANDP for AIX</b>	<b>LANDP for Windows NT</b>
Shared-file server	√	√		√	√
Shared-file distributor server		√			
Shared-file replicator server		√			
Query server		√	√	√	
Electronic journal	√	√		√	
Store for forwarding	√	√		√	
Forwarding server	√	√		√	
Shared DOS directory	√ <sup>1</sup>	√ <sup>2</sup>	√ <sup>3</sup>		
ASCII-EBCDIC Translation Server	√	√ <sup>4</sup>		√ <sup>4</sup>	
<ol style="list-style-type: none"> <li>1. No DBCS mode support.</li> <li>2. Provided by OS/2 LAN server 2.0 or greater.</li> <li>3. Provided by IBM PC Support/400 function.</li> <li>4. Provided as a standard feature of the operating system.</li> </ol>					

<i>Table 5. Supported system management services for each LANDP product</i>					
<b>System management</b>					
<b>Function</b>	<b>LANDP for DOS</b>	<b>LANDP for OS/2</b>	<b>LANDP for OS/400</b>	<b>LANDP for AIX</b>	<b>LANDP for Windows NT</b>
System manager server	√	√			
System manager operator	√	√			
Operator interface	√				
Local resource manager	√				
Remote change management system (RCMS)	√	√			
Use of memory larger than 640KB	√ <sup>1</sup>	√ <sup>2</sup>	√ <sup>2</sup>	√ <sup>2</sup>	√ <sup>2</sup>
Distributed processing for applications	√	√	√ <sup>2</sup>	√	√
Run multiple applications in one workstation	√ <sup>3</sup>	√		√ <sup>4</sup>	√
<ol style="list-style-type: none"> <li>1. Using expanded memory and upper memory blocks, or in the Microsoft Windows 3.1 environment.</li> <li>2. Provided as a standard feature of the operating system.</li> <li>3. Provided through the Microsoft Windows 3.1 environment.</li> <li>4. Support provided by the multi-user workstation capabilities of the IBM RS/6000.</li> </ol>					

<i>Table 6. Supported application integration services for each LANDP product</i>					
<b>Application integration</b>					
<b>Function</b>	<b>LANDP for DOS</b>	<b>LANDP for OS/2</b>	<b>LANDP for OS/400</b>	<b>LANDP for AIX</b>	<b>LANDP for Windows NT</b>
CICS server		√			
DDE access server		√			
Batch machine facility		√			
Object post box server		√			
Batch machine operator		√			
MAIL program	√	√			
Application access server			√		
LANDP-DCE interoperability				√	

<i>Table 7. Supported facilities for each LANDP product</i>					
<b>Facilities</b>					
<b>Function</b>	<b>LANDP for DOS</b>	<b>LANDP for OS/2</b>	<b>LANDP for OS/400</b>	<b>LANDP for AIX</b>	<b>LANDP for Windows NT</b>
File transfer	√	√ <sup>1</sup>	√ <sup>2</sup>		√ <sup>1</sup>
3270 send/receive	√	√			√
Multiple virtual DOS machine (MVDM) relay		√			√
Trace tools	√	√	√	√	√
Microsoft Windows 3.1 support	√	√		√	
1. Provided as a standard feature of the operating system. 2. Provided by OS/400 or AS/400 licensed programs.					



---

## Chapter 10. Selecting software components


This chapter presents the software components that have been tested with the LANDP family of products.

The software required for each LANDP workgroup depends on the composition of the workgroup. Because each LANDP product has unique requirements, this section is divided by product:

- LANDP for DOS software
- LANDP for OS/2 software
- LANDP for Windows NT software
- LANDP for OS/400 software
- LANDP for AIX software

---

### LANDP for DOS software



The supported LANDP for DOS operating systems are:

- IBM PC DOS 7.0
- IBM DOS T7.0/V for Taiwan
- IBM DOS H7.0 for Korea
- IBM DOS P7.0/V for the People's Republic of China

To support internal communication, NetBIOS or TCP/IP support must be installed. Please note that every member of the LANDP workgroup must use the same type of internal support (NetBIOS or TCP/IP):

- NetBIOS support is provided by the LAN Support Program
- TCP/IP support is provided by IBM TCP/IP Version 2.1 for DOS (5621-219), or later versions.

**Note:** If you have TCP/IP Version 2.1 for DOS installed, TCP/IP support requires that corrective service diskette (CSD) 2.1.0.2 for the integrated network (INET) component is installed. The INET maintenance level can be seen in the messages that are displayed when the service is started using the TCPSTART command.

The supported LANDP for DOS programming language compilers are:

- IBM COBOL/2 (5604-066) or Micro Focus COBOL
- IBM C/2 Version 1.0 for Personal System/2 and Personal Computers (5604-167 or 5604-064)
- IBM PC MACRO Assembler Version 2.0 (5604-227)
- IBM PASCAL Compiler/2 (5604-065)
- Borland C++ Version 3.0

- Microsoft C

The software components mentioned in the remainder of this section have been tested for use with LANDP for DOS. The individual components are only required if the function is to be used in your LANDP workgroup.

To support host communication over one of the supported protocols, install the appropriate program:

- For synchronous data link control (SDLC): No additional program is required.
- For token-ring data link control (TRDLC), install the IBM LAN Support Program.
- For X.25, install one of the following:
  - IBM PC X.25 Communication Support Program Version 1.1 (5604-133) if the IBM PC X.25 Communication Adapter installed.
  - IBM X.25 Interface Co-Processor Support Program (5604-154) if the IBM PC X.25 Interface Co-Processor/2 or IBM PC X.25 Interface Co-Processor is installed. The Real-time Interface Co-Processor DOS Support Program (5686-001) is also required for this configuration.
  - If you have FBSI installed, device cluster attachment data link control (DCADLC).

To transfer files between a workstation and the host, one of the following programs must be installed in the host:

- CICS/ESA (5655-018) or CICS/MVS (5665-403, or 5799-PGZ for DBCS)
- MVS/TSO (5665-311 or 5799-PGY for DBCS)
- VM/CMS (VM/SP) (5664-281 or 5799-PGX for DBCS)

To use the alerts function of the system manager, one of the following NetView Version 2 Release 2 programs is required:

- For MVS/XA (5665-362)
- For MVS/370 (5665-361)
- For MVS/ESA (5685-152)
- For VM/SP (5664-204)
- For VSE/SP (5666-343)

To use alerts generated by Token-Ring adapters, the IBM PC3270 Emulation LAN Management Program (5669-323) must be installed in the workstation.

To use remote change management services (RCMS), one of the following host programs must be installed:

- NetView DM up to Version 1.6:
  - For MVS/370, MVS/XA, and MVS/ESA (5685-016)
  - For VM/SP (5684-017)
- DSX Version 3, Release 2 for MVS and MVS/XA (5668-915)



To use forwarding, one of the following host programs is required:

- CICS/ESA (5655-018) or CICS/MVS (5665-403)
- IMS/VS Version 2 (5665-332)

To use the shared DOS directory, the SHARE.EXE function from IBM PC DOS must be installed in the server workstation.

To support Microsoft Windows applications, install Microsoft Windows 3.1 or Windows for Workgroups 3.11.

Application development using cross system product application development (CSP/AD) (5668-813) is supported.

Many supported printers and other devices require device drivers to operate in a LANDP for DOS environment. These device drivers are provided with the various products. The diskettes that contain support software and device drivers are required during customization.

## **Compatible and incompatible software**

LANDP for DOS can coexist with many other programs, including:

- The IBM Personal Services/Personal Computer program, which has also been tested with LANDP for DOS. It requires:
  - The current level of DISOSS
  - Personal System/2 and PC, IBM Personal Services/Personal Computer Program, Release 1.2 or higher.
- The IBM PC LAN Program, the IBM DOS LAN Requester, and the Novell Requester, but the LANDP for DOS shared DOS directory cannot be loaded with any of these programs in the same workstation.

LANDP for DOS is not designed to operate with:

- IBM Personal Computer Basic Interpreter
- IBM TopView program

IBM PC LAN Program and LANDP for DOS printer servers cannot use the same physical printer concurrently.

## **Using expanded memory**

Because LANDP for DOS runs on DOS 7.0, expanded memory support can be used if the appropriate hardware is installed. The following functions can be loaded into expanded memory:

- Trace tool
- MSR/E server
- PIN pad server
- Financial printer server
- Shared-file server

- Electronic journal server
- Store-for-forwarding server
- Forwarding server
- 3270 emulator
- 3287 printer emulator
- System manager, if IBM 3270 Emulation LAN Management Program is not used
- System manager operator
- SNA communication server
- X.25 communication server (when using the X.25 Co-processor/2 adapter)
- Operator interface
- Local resource manager
- Remote change management services (RCMS)
- LANDP TCP/IP internal communication support
- ASCII-EBCDIC translation server
- 4748 printer server
- Banking interactive workstation program (if FBSI is installed)
- Banking printer program (if FBSI is installed)

In addition, certain components of PC DOS can also be allocated in expanded memory or in upper memory blocks.

---

## LANDP for OS/2 software



The supported LANDP for OS/2 operating systems are:

- IBM OS/2 Warp, Version 3 (5622-601)
- IBM OS/2 Warp, Version 4 (5639-A29)
- IBM OS/2 Warp Connect, Version 3 (5622-671)
- IBM OS/2 Warp Server, Version 4 (5622-851)
- Hangeul IBM OS/2 Warp H3.0 or Korean IBM OS/2 Warp, Version H3.0 (5622-833)
- Chinese IBM OS/2 Warp T3.0 or Traditional Chinese IBM OS/2 Warp, Version T3.0 (5622-837)
- Chinese IBM OS/2 Warp P3.0 or Simplified Chinese IBM OS/2 Warp, Version P3.0 (5622-748)
- Korean IBM OS/2 Warp, Version H4.0
- Traditional Chinese IBM OS/2 Warp, Version T4.0
- Simplified Chinese IBM OS/2 Warp, Version P4.0

NetBIOS or TCP/IP support must be installed to support internal communication.

**Note:** Every member of the LANDP workgroup must use the same type of internal support (NetBIOS or TCP/IP).

- NetBIOS support is provided by the following programs:
  - IBM LAN Server Version 2.0 or higher (5621-253), or its equivalent National Language Version
  - IBM LAN Enabler Version 2.0 (5775-A31)
  - IBM Network Transport Services/2 (5622-002)

- TCP/IP support is provided by IBM TCP/IP Version 1.2 for OS/2 (5798-RXW) or IBM TCP/IP Version 2.0 for OS/2 (5622-086).

The supported LANDP for OS/2 programming language compilers are:

- IBM VisualAge for Basic for OS/2 and Windows, Version 1.0 (5639-A35)
- IBM VisualAge for COBOL Standard for OS/2 Version 1.2, or later, (5622-793)
- IBM VisualAge for C++ for OS/2, Version 3.0 (5622-679)
- IBM VisualAge for Smalltalk Professional, Version 4.0 (5639-C49)
- IBM VisualAge Generator Developer for OS/2, Version 2.2 (5622-580)
- IBM VisualAge Generator Workgroup Services for OS/2, AIX, and Windows, Version 2.2 (5622-585)
- IBM C/2 Version 1.0 for Personal System/2 and Personal Computers (5604-167 or 5604-064)
- IBM PC MACRO Assembler Version 2.0 (5604-227)
- IBM PASCAL Compiler/2 (5604-065)
- IBM C Set/2 Version 1.0 (5621-303), and follow-on versions
- Borland C++ for OS/2
- IBM C++ compilers for OS/2
- Digitalk SmalltalkV Versions 1.3 and 2.0
- VisualAge for Smalltalk Version 3.0
- OS/2 Procedures Language 2/REXX

The software components mentioned in the remainder of this section have been tested for use with LANDP for OS/2. The individual components are required only if the function is to be used in your LANDP workgroup.

The following additional products are supported to use the LANDP for OS/2 query server:

- IBM DB2 for OS/2 Version 2.1 (5622-593)
- IBM Distributed Database Connection Services (DDCS) for OS/2 Version 2.3 Gateway (5622-594)
- IBM DB2 Server 2.1 in IBM Database Server for OS/2 Warp, Version 4 (5622-900)
- IBM Distributed Database Connection Services (DDCS) for OS/2, Version 2.3 Gateway in IBM Database Server for OS/2 Warp Version 4 (5622-900)
- IBM DB2/2 Version 1.0.1 or later (must be installed in the server workstations). For Taiwan, and the People's Republic of China, DB2/2 Version 1.2 or later is required.

The LANDP for OS/2 query server supports (in transparent mode) access to host-based DB2 (an IBM relational database system) using IBM DB2/2 and IBM Distributed Database Connection Services/2 (DDCS/2). This makes the LANDP for OS/2 query server distributed relational database architecture (DRDA) compliant.

The following additional products are supported to use the LANDP for OS/2 SNA server:

- IBM Communications Server for OS/2 Warp, Version 4.1 (5622-878)
- IBM Personal Communications AS/400 and 3270 Version 4.11 for Windows, Windows 95, Windows NT, and OS/2 (5622-972)

The following additional product is supported to use the LANDP for OS/2 CICS Interface server:

- IBM Transaction Server for OS/2 Warp, Version 4 (5622-808)

To use the remote change management services (RCMS), the following host program must be installed:

- NetView DM up to Version 1.6:
  - For MVS/370, MVS/XA, and MVS/ESA (5685-016)
  - For VM/SP (5684-017)

The LANDP system manager supports use of Network SignON Coordinator/2 Version 1.1 (5648-049) to perform multiple LANDP signons and signoffs, and to change passwords.

Application development using cross system product application development (CSP/AD) (5668-813) and VisualGen Developer (5648-040) are supported.

IBM LAN Distance Connection server software can be installed in a LANDP for OS/2 workstation to let remote LANDP for DOS and LANDP for OS/2 workstations be members of a LANDP workgroup. IBM LAN Distance Remote software must then be installed in the remote workstations.

Many supported printers and other devices require device drivers to operate in a LANDP for OS/2 environment. These device drivers are provided with the various products. The diskettes that contain support software and device drivers are required during customization.

---

## LANDP for Windows NT software



The supported LANDP for Windows NT operating systems are:

- Microsoft Windows NT Server Version 3.51
- Microsoft Windows NT Workstation Version 3.51
- Microsoft Windows NT Server Version 4
- Microsoft Windows NT Workstation Version 4
- Microsoft Windows NT Version 3.51 (Traditional Chinese or Simplified Chinese)
- Microsoft Windows NT Version 4 (Traditional Chinese or Simplified Chinese)

The LANDP for Windows NT SNA server supports:

- IBM Personal Communications AS/400 and 3270, Version 4.11 for DOS, Windows, Windows 95, Windows NT, and OS/2 Warp (5622-972)
- IBM Communications Server for Windows NT Version 5.0 (5639-B53)
- Microsoft SNA Server, Version 3.0

LANDP for Windows NT servers may operate as Windows NT services.

The supported LANDP for Windows NT programming language compilers are:

- IBM VisualAge for Basic for OS/2 and Windows, Version 1.0 (5639-A35)
- IBM VisualAge for COBOL Standard for OS/2 Version 1.2, or later, (5622-793) - includes Windows NT support
- IBM VisualAge for C++ for Windows, Version 3.5 (5622-880)
- IBM VisualAge for Smalltalk Professional, Version 4.0 (5639-C49)
- Microsoft Visual Basic, Versions 4.0 and 5.0
- Microsoft Visual C++, Versions 4.0 and 5.0
- Borland C++, Version 5

Many supported printers and other devices require device drivers to operate in a LANDP for Windows NT environment. These device drivers are provided with the various products. The diskettes that contain support software and device drivers are required during customization.

---

## LANDP for OS/400 software



The supported LANDP for OS/400 operating system is IBM OS/400 Version 2 Release 1.1 or 2 (5738-SS1). The IBM PC Support/400 (5738-PC1) program must also be installed.

**Note:** OS/400 Version 2 Releases 1.1 and 2 (which support LANDP for OS/400 Version 1 Release 1) are no longer marketed or serviced).

LANDP for OS/400 supports NetBIOS only for internal communication. No TCP/IP support for internal communications is supported.

For LANDP for OS/400 programming language recommendations, see the supported LANDP for DOS and LANDP for OS/2 language compilers.

The following software components are only required if the function is to be used in your LANDP workgroup.

The LANDP for OS/400 SNA communication server supports distribution of software from a host to LANDP for DOS and LANDP for OS/2 workstations using the remote change management services (RCMS). To use RCMS, the following host program must be installed:

- NetView DM up to Version 1.5:
  - For MVS/370, MVS/XA, and MVS/ESA (5685-016)
  - For VM/SP (5684-017)

The LANDP for OS/400 communication server does not support:

- LANDP 3270 Emulator
- LANDP 3287 Printer Emulator

However, some conversion aids are available to accomplish the tasks provided by these emulators.

### **3270 emulation**

To achieve 3270 emulation in a LANDP workgroup, use the AS/400 as a communication gateway to the System/370 host and use a standard LU\_2 session with the AS/400, along with the LANDP for DOS or LANDP for OS/2 communication server.

### **LU\_1 printer emulation**

To achieve 3287 printer emulation in a LANDP workgroup, use the AS/400 as a communication gateway to the System/370 host and use a printer attached to the AS/400 instead of a printer attached to a LANDP for DOS or LANDP for OS/2 workstation for the LU\_1 data stream.

Detailed information is contained in *AS/400 Communications: 3270 Device Emulation User's Guide*, SC21-9602. These solutions are transparent to LANDP.

LANDP for OS/400 supports the following LU\_0 applications:

- CICS
- IMS
- VTAM
- NetView DM

---

## LANDP for AIX software



The supported LANDP for AIX operating system is IBM AIX Version 3.2 for RISC System/6000 (5756-030).

For NetBIOS, install NetBIOS for AIX (5765-382).

The supported programming language compilers are:

- IBM AIX XL C++ Compiler/6000 (5765-035)
- IBM AIX VS COBOL Compiler/6000 (5601-258)
- IBM AIX VS COBOL Compiler/6000 (5601-258)
- IBM XL C Compiler/6000
- IBM VS Pascal Compiler/6000

The software components mentioned in the remainder of this section have been tested for use with LANDP for AIX. The individual components are only required if the function is used in your LANDP configuration.

To use SNA and PPC communication servers, install IBM AIX SNA Services/6000 (5601-287) or IBM AIX SNA Server/6000 (5765-247).

To use the electronic journal, store-for-forwarding, forwarding, or query servers, install one of the following relational database management systems (RDBMS):

- IBM DB2/6000
- Informix-SE 5.0 or higher
- Informix-Online 5.0 or higher
- ORACLE7 for AIX-Based Systems

The LANDP for AIX SNA communication server supports distribution of software from a host to LANDP for DOS and LANDP for OS/2 workstations using the remote change management services (RCMS). To use RCMS, the following host programs must be installed:

- IBM NetView DM up to Version 1.5
  - For MVS/370, MVS/XA, and MVS/ESA (5685-016)
  - For VM/SP (5684-017)
- At the workstation, RCMS requires IBM AIX Network Management/6000 (5601-253).

Motif-based clients can call services from LANDP for AIX without disturbing the Motif window in process.

To use LANDP-DCE interoperability, use IBM AIX DCE/6000.

To use an Xstation, use IBM Xstation Manager/6000 (5601-457).



---

## Chapter 11. Selecting hardware components


This chapter presents the hardware components that have been tested with the LANDP family of products.

The hardware required for each LANDP workgroup depends on the composition of the workgroup. Because each LANDP product has unique requirements, this section is divided by product:

- LANDP for DOS hardware
- LANDP for OS/2 hardware
- LANDP for Windows NT hardware
- LANDP for OS/400 hardware
- LANDP for AIX hardware

---

### LANDP for DOS hardware



The supported hardware for LANDP for DOS is divided into the following groups:

- System units, keyboards, and displays
- Adapters for internal communication
- Adapters for external communication
- Supported I/O devices

#### System units, keyboards, and displays

The LANDP for DOS product runs on the same personal computer systems, keyboards, and displays as IBM DOS 7.0.

To run LANDP for DOS under Microsoft Windows 3.1, a personal computer system with the Intel 80386 processor or higher is required.

To use TCP/IP internal communication, please note that TCP/IP 2.1 requires a system unit with a 80286 processor or higher.

LANDP for DOS also supports the IBM 50-key function keyboard used either alone or in combination with a PS/2 keyboard for the system units that support the 50-key function keyboard.

The IBM Personal System/2 workstations also support the compact IBM 4707 Monochrome Display.

In Korea, Taiwan, and the People's Republic of China, LANDP for DOS runs on personal computer systems supported by the following versions of DOS:

- IBM DOS T7.0/V for Taiwan
- IBM DOS H7.0 for Korea
- IBM DOS P7.0/V for the People's Republic of China

## Adapters for internal communication

NetBIOS or TCP/IP are used to communicate among workstations on the workgroup. The following adapters have been tested:

- For NetBIOS:
  - IBM Token-Ring Network PC Adapter
  - IBM Token-Ring Network PC Adapter II
  - IBM Token-Ring Network Adapter/A
  - IBM Token-Ring Network 16/4 Adapter
  - IBM Token-Ring Network 16/4 Adapter/A
  - IBM Token-Ring Network 16/4 Adapter II
  - IBM Token-Ring Network 16/4 Credit Card Adapter
  - IBM Token-Ring Network LAN Streamer Adapter
  - IBM PC Network Adapter
  - IBM PC Network Adapter II
  - IBM PC Network Adapter II/A
  - IBM PC Network Baseband Adapter
  - IBM PC Network Baseband Adapter/A
  - IBM PS/2 Adapter/A for Ethernet Networks
  - IBM ISA Ethernet Adapter

**Note:** If the short IBM Token-Ring 16/4 Adapter/A (part number 74F9410) is being used and you experience session losses, insert the S parameter before any other parameter in the DXMC0MOD.SYS file contained in the CONFIG.SYS file.

- For TCP/IP:
  - IBM Token-Ring Network Adapter/A
  - IBM Token-Ring Network 16/4 Adapter/A
  - IBM Token-Ring Network 16/4 Credit Card Adapter
  - IBM Token-Ring Network LAN Streamer Adapter
  - IBM PS/2 Adapter/A for Ethernet Networks
  - IBM Token-Ring Network 16/4 Adapter II

Other adapters, which have not been tested, may be compatible with LANDP for DOS if they are supported by the communication software required by LANDP for DOS.

## Adapters for external communication

For external communication, SDLC, X.25 data-link, and IBM Token-Ring Network are supported.

The SDLC operates as a half-duplex secondary on a point-to-point or multipoint line. Leased and manual dial connections are supported. The maximum supported line speeds are (in bits per second):

- 19200 : PC AT, Personal System/2 Models 30(H21), 50 and above
- 9600 : PC XT/286, Personal System/2 Models 30(002) and 30(021)
- 4800 : PC and PC XT

The X.25 data link control supports up to 20 concurrent virtual circuits. Network connection and virtual circuit parameters may be preconfigured. Also, the virtual circuit connection process and parameters can be controlled by an application.

The token-ring data link control allows SNA host connection through a Token-Ring IEEE 802.2 session to support communication with the following controllers and processors:

- IBM 4702
- IBM 3720/3725/3745
- IBM 3174
- IBM 9370

The following adapters are supported:

- For SDLC:
  - IBM SDLC Communication Adapter
  - IBM Multi-Protocol Adapter
  - IBM Multi-Protocol Adapter/A
  - IBM Asynchronous/SDLC Communications Adapter
- For X.25 packet switching network:
  - IBM PC X.25 Communication Adapter (ISA bus)
  - IBM PC X.25 Interface Co-Processor/2 Adapter (MCA)
  - IBM PC X.25 Interface Co-Processor
- For Token-Ring:
  - Any supported Token-Ring Network Adapters listed on page 74.

Because some communication adapters use the same interrupts and because other devices may use the interrupts used by the communication adapters, interrupt conflicts may occur. To prevent conflicts, configure the adapters so that interrupts do not overlap. Refer to the documentation for the appropriate adapters to determine which interrupt choices are available. You may find it helpful to look at the table in "Device interrupts" on page 80.

On Personal System/2 MCA-bus computers, the multi-protocol adapters and the serial printer connection adapters support interrupt sharing. Therefore, the 4712 and 4722 printers may be connected to a machine having a multi-protocol adapter installed.

However, on IBM computers that use the ISA bus, the SDLC and serial adapters do not share interrupts. Therefore, if an SDLC adapter is used in one of these machines, the printers may not be connected to the serial adapter.

When a large production site is configured, the number of LANDP workstations may be less important than:

- The maximum number of sessions for the chosen communication adapter
- The communication buffer storage required in each workstation
- Performance requirements. Factors that influence performance of the LANDP workgroup include:
  - Type of workstation system units
  - Number and placement of fixed disks
  - Type of servers and their respective loads
  - Type of communication network and its load

## Supported I/O devices

The following I/O devices are supported:

### **IBM 4712 Transaction Printer**

This printer is a compact, combined cut-form and journal printer with a 102 mm (4.0 inch) print line. It can support a serial or parallel hardware interface.

Two models are supported:

- Model 1 is a combined cut-form and journal printer. It prints from one to sixteen 4-inch lines on checks, receipts, and validation documents. The documents are inserted and removed from the top.
- Model 2 is a journal (roll paper only) printer that can be used in tear-off receipt applications or as a stand-alone journal printer. It can also provide a journal for applications using the 4722 printer.

### **IBM 4722 Document Printer**

This printer provides printing functions that are needed for teller and administrative applications. Several sensors within the printer provide feedback to the controlling program, permitting accurate positioning of printed text or graphics on the document. The 4722 prints on several documents, including:

- Receipts, statements, and passbooks
- Reports, letters, standard correspondence, and envelopes
- Cashier checks

This printer supports the same serial and parallel hardware interfaces as the 4712 printer. Three models of the 4722 printer are available:

- Model 1 is a combined passbook and forms printer for the teller workstation. It prints on both horizontal fold and vertical fold passbooks. It also supports

a wide range of preprinted and multiform forms such as receipts, stationery, envelopes, and forms.

- Model 2 is designed for administrative work areas. It has all the capabilities of the Model 1 except passbook printing.
- Model 3 contains all functions of the 4722 Model 1, but also includes Read/Encode Magnetic Stripe functions.

#### **IBM 4772 Universal Financial Printer**

This printer is a low noise dot-matrix printer designed specifically for the financial services industry. It can accurately print on a variety of passbooks and multi-part forms with a high-impact, 24-wire print head that provides near letter-quality printing. It can support a serial or parallel hardware interface.

#### **IBM 4009 Universal Banking Printer**

This printer is a 24-pin dot-matrix letter quality printer used to process transactions at branch offices and financial institutions. It can be used to print on passbooks and cut-form documents, supports parallel and serial hardware interfaces, and supports the page printer data stream (PPDS).

Two models are supported:

- Model 1 is the base model
- Model 2 incorporates the reader/encoder magnetic stripe (REMS) feature

#### **IBM 4748 Document Printer**

This printer supports single-byte and double-byte character sets, with a serial or parallel hardware interface.

Three models are supported:

- Model 1 for Taiwan
- Model 2 for Korea
- Model 3 for the People's Republic of China

#### **IBM 9055 Document Printer**

This printer is a high-performance, compact, 24-wire dot impact desk-top printer. It supports front-in, face-up, top-first documents at 600 cps (12cpi) on cut-form documents in fast draft mode and 400 cps (12cpi) on cut-form and passbook documents in DP mode. It supports a serial or parallel interface and an optional Read Encode Magnetic Stripe (REMS) feature when using a serial interface.

Two models are supported:

- Model 1 provides support for double-byte characters
- Model 2 provides support for single-byte characters

### **IBM 9068 Multi-Purpose Passbook Printer**

This printer is a high-performance, compact, 24-wire dot impact desk-top printer.

The printer:

- Supports front-in, face-up, top-first documents at 225 cps (10cpi) on cut-form documents in fast-draft mode, 180dpi in Quality mode, 90dpi in Draft mode, 60dpi in fast Draft mode, and 240 dpi in Condensed Print (17.1 cpi) mode on cut-form and passbook documents.
- Supports a serial, parallel, or B-loop attachment. (The serial and parallel attachments can be on the same printer.)
- Has the same device driver interface as serially attached IBM 4722 and IBM 4772 printers.
- Maintains plug compatibility with IBM 4722 and IBM 4772 printers.
- Has an optional Read Encode Magnetic Stripe (REMS) mechanism (IBM 3604/4704 type or ISO/DIN type) when using a serial interface.

Two models are supported:

- Model S01 provides support for single-byte characters
- Model D01 provides support for double-byte characters (does not support the Multi-User Operator Panel feature)

### **IBM 4717 Magnetic Stripe Reader/Encoder**

This MSR/E reads magnetically encoded documents that are manually passed through it by an operator.

Several models are available:

- Model 1 reads credit and ID cards
- Model 2 reads and encodes credit and ID cards, and passbooks
- Model 3 reads and encodes credit and ID cards
- Model 4 reads ID cards and passbooks

The 4717 connects to the pointing device port on the Personal System/2 system unit. Using a special Y-connector, a 4718 PIN keypad can be attached to the same port.

The magnetic stripe units can serve in a variety of applications where magnetic stripe data must be captured during a transaction.

The models that provide encoding can be used to generate magnetic stripe cards or passbooks for customers in the production site. For example, customers opening new accounts can receive their encoded documents without delay.

To work in DBCS mode, choose one of the following models:

- IBM 4717-001 MSR
- IBM 4717-002 MSR/E

**IBM 4777 Magnetic Stripe Device**

The 4777 family of hand-fed magnetic stripe devices consists of four models that have different combinations of read and read/write capability. These devices are comparable to the 4717 devices except that they connect to a serial port or mouse port rather than just the pointing device port.

**IBM 4718 Personal Identification Number (PIN) Keypad**

This PIN pad is designed to accept, and optionally encrypt, a customer entered personal identification number (PIN). The keypad features programmable indicator lights and an optional privacy shield.

Features of the 4718 PIN pad include:

- Clear or encrypted operation
- Use of the Data Encryption Standard (DES) algorithm
- Use of a master key that can be single length or double length, and that can be downloaded or entered manually
- Encryption of PINs using the American National Standard Institute (ANSI) standard X9.8, 3624, or 4704 formats within the keypad
- Generation or verification of the message authentication code (MAC)
- Verification of a PIN, or creation of PIN offset data using the 3624 algorithm (IBM 3624 Consumer Transaction Facility)

The 4718 connects to the pointing device port on the Personal System/2 system unit. A special Y-connector allows a 4717 magnetic stripe reader/encoder and a 4718 PIN keypad to share the same port. An operator can pass a customer's encoded document through the 4717 Magnetic Stripe Reader/Encoder, then ask the customer to use the 4718 PIN keypad to authorize the transaction.

**IBM 4778 PIN-pad Magnetic Stripe Reader**

The 4778 PIN-pad Magnetic Stripe Reader has a 12-key pad, 16-character one-line liquid crystal display, and a two-track magnetic-stripe slot reader. These devices are comparable to the 4718 devices except that they connect to a serial port or mouse port rather than just the pointing device port.

**IBM 4707 monochrome display**

The 4707 display is a 228 mm (9.0 inch) monochrome display with an adjustable tilt stand. Its small size makes it useful where space is limited. Under control of the display adapter and device support, the screen displays either text or graphics. Text can be displayed in 12 lines of 40 characters, 25 lines of 40 characters, or in 25 lines of 80 characters. The 4707 display connects to all models of the Personal System/2 machines.

### 50-key function keyboard

The 50-key function keyboard attaches directly to the keyboard port or to the pointing device port of a Personal System/2 system unit. If it is connected to the pointing device port, the 4717 MSR/E and the 4718 PIN Pad cannot be connected to the same machine.

The keyboard's overall appearance and operation is the same as other Personal System/2 keyboards. However, the 50-key keyboard requires less counter space.

### Various printers


Any printers that support page printer data stream (PPDS) or printer control language (PCL) (also called HP emulation mode) print standards when connected to a parallel printer port can be used by the LANDP 3287 Printer Emulator.

## Device interrupts

You may find this table useful when configuring adapters to avoid overlapping interrupts. If a device is not listed here, refer to the documentation provided with it.

This device	Uses these interrupts
IBM SDLC Communication Adapter	3, 4, 5, or 7
IBM Multi-Protocol Adapter	3 or 4
IBM PC X.25 Communication Adapter	2, 3, or 4
IBM Token-Ring Network Adapter (ISA bus)	2, 3, or 7
IBM Token-Ring Network Adapter (MCA)	2, 3, 10, or 11
IBM Token-Ring Network Adapter (EISA)	2 or 9
Device driver for serially-connected 4712 and 4722 printers	3 or 4

## LANDP for OS/2 hardware



LANDP for OS/2 runs on the same personal computer systems, keyboards, and displays as OS/2 Warp V3 or higher.

In Korea, Taiwan, and the People's Republic of China, LANDP for OS/2 runs on the same personal computer systems as the appropriate version of OS/2 Warp V3 or higher:

- IBM OS/2 Warp T3.00.1 or higher for Taiwan
- IBM OS/2 Warp H3.00.1 or higher for Korea
- IBM OS/2 Warp P3.0 or higher for the People's Republic of China



## Adapters for internal communication

NetBIOS or TCP/IP provide the internal communication within a LANDP workgroup. LANDP for OS/2 supports all the communication adapters that support the software required for NetBIOS or TCP/IP internal communication.

## Adapters for external communication

External communication services are provided by:

- IBM Personal Communications AS/400 and 3270 for DOS, Windows, Windows 95, Windows NT, and OS/2
- IBM Communications Server for OS/2 Warp, Version 4.1.

LANDP for OS/2 supports all communication adapters supported by Communications Server for OS/2 Warp.

## Supported I/O devices

To get the latest LANDP device drivers, please contact your IBM representative who will send you the ones that are listed in the LANDP Version 4 announcement letter.

The following I/O devices are supported:

- IBM 4717 Magnetic Stripe Reader/Encoder

For DBCS mode support, choose one of the following models:

- IBM 4717-001
- IBM 4717-002
- 4777 Magnetic Stripe Unit
- 4718 PIN pad connected to the pointing device port of the personal computer system
- 4778 PIN pad connected to a serial port

The following printers can be attached:

- IBM 4712 Transaction Printer
- IBM 4722 Document Printer
- IBM 4009 Universal Banking Printer
- IBM 4748-001 Document Printer for Taiwan
- IBM 4748-002 Document Printer for Korea
- IBM 4748-003 Document Printer for The People's Republic of China
- IBM 4770 Ink Jet Transaction Printer
- IBM 4772 Universal Financial Printer
- IBM 9055-001 Document Printer
- IBM 9055-002 Document Printer
- IBM 9068-S01 Multi-Purpose Passbook printer
- IBM 9068-D01 Multi-Purpose Passbook printer

The IBM 4770 Transaction Printer is an ink jet printer specifically designed to print on forms used in financial transactions and for retail point-of-sale. It uses thermal/bubble ink jet technology which results in a small footprint and quiet operation. It can print up to six lines on a check-sized cut form. It also supports three-inch-wide roll paper for a journal record or tear-off customer receipt. It can support a serial or parallel hardware interface.

For information about the other printers and devices, see “Supported I/O devices” on page 76.

---

## LANDP for Windows NT hardware



LANDP for Windows NT runs on the same personal computer systems, keyboards, and displays as Microsoft Windows NT Version 3.51 or Version 4.

In Korea, Taiwan, and the People’s Republic of China, LANDP for Windows NT runs on the same personal computer systems as the appropriate version of Windows NT:

- Microsoft Windows NT Version 3.51 or higher for Taiwan
- Microsoft Windows NT Version 3.51 or higher for Korea
- Microsoft Windows NT Version 3.51 or higher for the People’s Republic of China

## Adapters for internal communication

NetBIOS or TCP/IP provide the internal communication within a LANDP workgroup. LANDP for Windows NT supports all the communication adapters that support the software required for NetBIOS or TCP/IP internal communication.

## Adapters for external communication

External communication services are provided by:

- IBM Personal Communications AS/400 and 3270 for DOS, Windows, Windows 95, Windows NT, and OS/2
- IBM Communications Server for Windows NT
- Microsoft SNA Server

LANDP for Windows NT supports all communication adapters supported by these products.

## Supported I/O devices

The following I/O devices are supported:

- 4777 Magnetic Stripe Unit
- 4778 PIN pad connected to a serial port

The following printers can be attached:

- IBM 4712 Transaction Printer
- IBM 4722 Document Printer
- IBM 4772 Universal Financial Printer
- IBM 9055-001 Document Printer
- IBM 9068-S01 Multi-Purpose Passbook printer

**Note:** You can also attach any parallel printer that is configured as the default Windows NT printer to the LPT1 port. It can be used to print basic text as through the Proprinter interface (but it cannot print PostScript data).

For information about the other printers and devices, see “Supported I/O devices” on page 76.

---

## LANDP for OS/400 hardware



LANDP for OS/400 can be installed on all IBM AS/400 systems that support IBM OS/400 Version 2 Release 1.1 or IBM OS/400 Version 2 Release 2. The IBM AS/400 system must be configured according to the software requirements. Contact your IBM representative for additional IBM AS/400 support.

To attach a LANDP for OS/400 system to a token-ring network, one of the following adapters must be installed:

- 16/4 MBPS T/R LAN Adapter for AS/400 models 9402, 9404, and 9406
- 16/4 MBPS T/R LAN Adapter/A for AS/400 models 9404 and 9406

To support SDLC communication, LANDP for OS/400 requires a Communication Processor with EIA 232/V.24 Adapter or any functionally equivalent hardware.

To attach to a host, LANDP for OS/400 supports any of the AS/400 host communication adapters.

---

## LANDP for AIX hardware



LANDP for AIX can be used on all IBM RS/6000 machines that support IBM AIX Version 3.2.

To attach a LANDP for AIX system to a token-ring network, install an IBM Token-Ring High-Performance Network Adapter (Feature 2970) that supports 16/4 MBps token-ring LANs.

To attach a LANDP for AIX system to an Ethernet network, install an IBM Ethernet High-Performance Network Adapter (Feature 2980) that supports 10 MBps Ethernet LANs.

To attach a LANDP for AIX system to a host, install one of the following communication adapters:

- IBM 4-port Multiprotocol Communications Controller (Feature 2700) for V.35 and X.21 physical specifications supporting SDLC and BSC
- IBM X.25 Interface Co-Processor/2 (Feature 2960) for V.35 and X.21 physical specifications to attach the IBM RS/6000 to an X.25 packet switched network

### Supported I/O devices

The following I/O devices are supported:

- IBM 4777 Magnetic Stripe Device
- IBM 4778 PIN Pad Magnetic Stripe Reader

The following printers can be attached:

- IBM 4712 Transaction Printer
- IBM 4722 Document Printer
- IBM 4772 Universal Financial Printer
- IBM 4009 Universal Banking Printer


For additional information about these devices, see “Supported I/O devices” on page 76.

## Chapter 12. Memory and storage requirements

This chapter contains information on the memory and storage requirements for the LANDP program components and other software required to run these programs.

The memory and storage requirements information supplied here is intended to aid in the initial planning stages of LANDP usage. The values shown are approximate, and the data may change because of new program releases, functional improvements, and other product changes. For detailed planning, and in cases where you may be close to limitations, the most recent data should be obtained. It is important to verify that the required components do not cause the available storage to be exceeded.

### Memory requirements for LANDP for DOS



The memory requirements for various software components constituting an operative LANDP for DOS system are given below. Unless stated otherwise, the numbers are given in KB (1024 bytes). The figures do not take into account any supplementary software needed (for example, device drivers).

The memory needed for each workstation depends on which components used in a workstation. The total memory is the sum of:

- DOS
- The combined size of the LANDP software components needed
- The size of the application
- The size of the run time library for the programming language used (for example, COBRUN.EXE for COBOL programs)

Component	Size
LANDP for DOS under Microsoft Windows 3.1	2MB
Conventional memory	640KB
Extended memory	1024KB
Supervisor-router	64KB
Add the buffer pool size defined at customization.	
Trace tool (DDTS.EXE)	42KB
Add 1.2KB for each functions trace page over the default number of pages.	
Trace tool (DDTB.EXE)	51KB
Add 1.2KB for each functions trace page over the default number of pages.	
LAN server	20KB

<i>Table 8 (Page 2 of 6). Memory Requirements for LANDP for DOS</i>	
<b>Component</b>	<b>Size</b>
EHCLIP.EXE Add 64 bytes for every related workstation.	118KB
EHCLIP.EXE in expanded memory	13KB
Shared-file server Add 0.22KB per defined database description (DBD) Add 1.00KB per buffer index page requested Add 0.25KB per index defined  Also, for each served workstation, you must add the product of the number of served workstations times the average key length plus 0.04KB. In addition, you must add twice the maximum record length in KB.	136KB
Shared-file server in expanded memory Add 0.22KB per defined database description (DBD) Add 1.00KB per buffer index page requested Add 0.25KB per index defined  Also, for each served workstation, you must add the product of the number of served workstations times the average key length plus 0.04KB. In addition, you must add twice the maximum record length in KB.	73KB
Shared DOS directory server Add 0.1KB times the number specified in the /E parameter	13KB
Shared DOS directory client	21KB
SNA/SDLC server Add 0.18KB per defined logical unit (LU) Add 0.29KB per buffer defined (a minimum of 8 buffers is needed)	54KB
SNA/SDLC server with the SNA server installed in expanded memory Add 0.18KB per defined logical unit (LU) Add 0.29KB per buffer defined (a minimum of 8 buffers is needed)	19KB
SNA/X.25 server <sup>1</sup>	89KB
SNA/X.25 server with SNA server installed in expanded memory <sup>1</sup>	59KB
SNA/X.25 server <sup>2</sup>  The minimum memory requirement for the SNA## server with one LU and one LLAP included is 42KB. Add 0.18KB per defined logical unit (LU) Add 0.07KB per defined physical unit (PU) Add 0.17KB per logical link access path (LLAP) Add 0.15KB per buffer defined (a minimum of 20 buffers is needed) Add 0.5KB per virtual circuit <sup>2</sup> Maximum packet size per LLAP <sup>2</sup>	174KB

<i>Table 8 (Page 3 of 6). Memory Requirements for LANDP for DOS</i>	
<b>Component</b>	<b>Size</b>
SNA/X.25 servers in expanded memory <sup>2</sup>	78KB
Add 0.18KB per defined logical unit (LU)	
Add 0.07KB per defined physical unit (PU)	
Add 0.17KB per logical link access path (LLAP)	
Add 0.15KB per buffer defined (a minimum of 20 buffers is needed)	
Add 0.5KB per virtual circuit <sup>2</sup>	
Maximum packet size per LLAP <sup>2</sup>	
Native/X.25 server <sup>1</sup>	79KB
Native/X.25 server <sup>2</sup>	164KB
Add 0.17KB per logical link access path (LLAP)	
Add 0.15KB per buffer defined (a minimum of 20 buffers is needed)	
Add 0.5KB per virtual circuit <sup>2</sup>	
Maximum packet size per LLAP <sup>2</sup>	
Native X.25 server in expanded memory <sup>2</sup>	103KB
SNA/X.25 and Native X.25 server combined <sup>1</sup>	118KB
SNA/X.25 and Native X.25 server combined <sup>2</sup>	199KB
The minimum memory requirement for the SNA## server with one LU and one LLAP included is 42KB.	
Add 0.18KB per defined logical unit (LU)	
Add 0.07KB per defined physical unit (PU)	
Add 0.17KB per logical link access path (LLAP)	
Add 0.15KB per buffer defined (a minimum of 20 buffers is needed)	
Add 0.5KB per virtual circuit <sup>2</sup>	
Maximum packet size per LLAP <sup>2</sup>	
SNA/X.25 and Native X.25 server combined in expanded memory <sup>1</sup>	88KB
SNA/X.25 and Native X.25 server combined in expanded memory, see note <sup>2</sup>	68KB
Add 0.18KB per defined logical unit (LU)	
Add 0.07KB per defined physical unit (PU)	
Add 0.17KB per logical link access path (LLAP)	
Add 0.15KB per buffer defined (a minimum of 20 buffers is needed)	
Add 0.5KB per virtual circuit <sup>2</sup>	
Maximum packet size per LLAP <sup>2</sup>	
SNA/Token-Ring server	64KB
Add 0.18KB per defined logical unit (LU)	
Add 0.25KB per buffer defined (a minimum of 30 buffers is needed)	
SNA/Token-Ring server with the SNA server installed in expanded memory	29KB
Add 0.18KB per defined logical unit (LU)	
Add 0.25KB per buffer defined (a minimum of 30 buffers is needed)	
SNA compression server	11KB
Can be loaded in expanded memory only if the SNA server is not	
MSR/E server	10KB


<i>Table 8 (Page 4 of 6). Memory Requirements for LANDP for DOS</i>	
<b>Component</b>	<b>Size</b>
MSR/E server in expanded memory	8KB
PIN pad server with MSR/E support	14KB
PIN pad server without MSR/E support	12KB
PIN pad server in expanded memory, with or without MSR/E support	7KB
Financial printer server <sup>3 4</sup>	36KB
Financial printer server in expanded memory <sup>3 4</sup> Add 3.00KB per printer, as a buffer	7KB
4748 printer server Add 3KB when specified data buffer size is larger than 1KB Add 23KB for Korean code conversion	50KB
4748 printer server in expanded memory	11KB
CSP support	4KB
CSP support, printer driver	2KB
Operator interface	29KB
Operator interface in expanded memory	5KB
Local resource manager server	10KB
Local resource manager server in expanded memory	5KB
System manager operator	68KB
System manager operator in expanded memory	7KB
3270 emulator, EMU3270 Add: 3 x alternate screen height x alternate screen width (/H and /W parameters), in bytes, for screen buffer memory (minimum 3 x 1920) Add: Host buffer size (/Z parameter), in bytes, for host buffer memory (minimum 2048)	25KB
3270 emulator with cryptographic support, EMU3270C Add: 3 x alternate screen height x alternate screen width (/H and /W parameters), in bytes, for screen buffer memory (minimum 3 x 1920) Add: 2 x Host buffer size (/Z parameter), in bytes, for host buffer memory (minimum 2 x 2048)	27KB
3270 emulator with DBCS support, EMU3270D Add: Host buffer size (/Z parameter), in bytes, for host buffer memory (minimum 2048)	36KB
3270 emulator high-level language interface	14KB
3287 printer emulator The minimum memory requirement for the EMU3287 with a minimum of one LU included is 29KB. Add 5.5KB per defined logical unit (LU)	32KB
3287 printer emulator with redirection facility	26KB



<i>Table 8 (Page 5 of 6). Memory Requirements for LANDP for DOS</i>	
<b>Component</b>	<b>Size</b>
3287 printer emulator in expanded memory	7KB
MAIL.EXE	42KB
RCMS for SBCS mode	108KB
RCMS for DBCS mode	108KB
RCMS for SBCS mode in expanded memory	55KB
If the /a: loading parameter is higher than 48KB, the memory required for RCMS will be the same as the memory reserved with this value, plus 7KB.	
RCMS for DBCS mode in expanded memory	55KB
If the /a: loading parameter is higher than 48KB, the memory required for RCMS will be the same as the memory reserved with this value, plus 7KB.	
System manager server	52KB
Add 40 bytes per workstation in the LANDP workgroup	
System manager server in expanded memory	7KB
Electronic journal server	55KB
If the buffer size (BS) set with /k: loading parameter is greater than 1, add $3 \times (BS - 1) \text{KB}$	
Electronic journal server in expanded memory	4KB
Store-for-forwarding server	43KB
If the buffer size (BS) set with /k: loading parameter is greater than 1, add $3 \times (BS - 1) \text{KB}$	
Store-for-forwarding server in expanded memory	4KB
Forwarding server	48KB
If the buffer size (BS) set with /k: loading parameter, the number of sessions (NS), or the blocking factor (BF) is greater than 1, add $(BS + \min(BS \times NS \times BF - 1, 64)) \text{KB}$ .	
Forwarding server in expanded memory	4KB
Printer manager server	8KB
Searcher (SFQUERY)	49KB
If the buffer size (BS) set with /k: loading parameter is greater than 1, add $2 \times (BS - 1) \text{KB}$	
Searcher (SFQUERY) in expanded memory	4KB
SEND module	19KB
RECEIVE module	21KB
ASCII-EBCDIC translation server for Taiwan (PC code page 938 to host code page 937)	48KB
ASCII-EBCDIC translation server for Taiwan in expanded memory	4KB
ASCII-EBCDIC translation server for Taiwan (PC code page 950 to host code page 937)	210KB

<i>Table 8 (Page 6 of 6). Memory Requirements for LANDP for DOS</i>	
<b>Component</b>	<b>Size</b>
ASCII-EBCDIC translation server for Korea (PC code page 949 to host code page 933)	109KB
ASCII-EBCDIC translation server for Korea in expanded memory	5KB
ASCII-EBCDIC translation server for the People's Republic of China (PC code page 1381 to host code page 935)	81KB
ASCII-EBCDIC translation server for the People's Republic of China (PC code page 1386 to host code page 935)	133KB
ASCII-EBCDIC translation server for the People's Republic of China (PC code page 1381 to host code page 1388)	190KB
ASCII-EBCDIC translation server for the People's Republic of China (PC code page 1386 to host code page 1388)	206KB
ASCII-EBCDIC translation server for the People's Republic of China in expanded memory	5KB
Router AS/400	33KB
<ol style="list-style-type: none"> <li>1. Using the IBM PC X.25 Communications Adapter.</li> <li>2. Using the IBM X.25 Interface Co-Processor Adapter.</li> <li>3. Several formats can be defined for printers. Every format requires 0.03KB of storage.</li> <li>4. For the 4712 and 4722 printers, the character set can be modified or redefined. Each defined character occupies 8 bytes.</li> </ol>	

## Storage requirements for LANDP for DOS



The following table shows the hard disk space in KB (1024 bytes) required by LANDP for DOS components. The figures do not take into account any supplementary software needed, for example device drivers.

*Table 9 (Page 1 of 2). Storage Requirements for LANDP for DOS*

<b>Component</b>	<b>Size</b>
SPV.EXE	60KB
Trace tool	29KB
LAN server	10KB
EHCLIP.EXE	46KB
Shared-file server	61KB
Shared-file server utility programs	257KB
Shared DOS directory server support	64KB
SNA/SDLC server	56KB
SNA/X.25 server <sup>1</sup>	79KB
SNA/X.25 server <sup>2</sup>	94KB
Native X.25 server <sup>1</sup>	61KB
Native X.25 server <sup>2</sup>	76KB
SNA/TRDLC server	66KB
SNA compression server	6KB
MSR/E server	20KB
PIN pad server	19KB
Financial printer server	31KB
4748 printer server	52KB
Add 25KB for Korean code conversion	
CSP support	4KB
CSP support, printer driver	3KB
Operator interface	27KB
Local resource manager server	7KB
System manager operator	149KB
3270 emulator	23KB
3270 emulator with cryptographic support	25KB

<i>Table 9 (Page 2 of 2). Storage Requirements for LANDP for DOS</i>	
<b>Component</b>	<b>Size</b>
3270 emulator with DBCS support	27KB
3270 emulator high-level language interface	13KB
3287 printer emulator - serial attachment	17KB
3287 printer emulator - parallel attachment	22KB
MAIL.EXE	40KB
RCMS	42KB
System manager server	57KB
Electronic journal server	68KB
Store-for-forwarding server	26KB
Forwarding server	28KB
Printer manager server	5KB
Searcher (SFQUERY)	26KB
SEND module	21KB
RECEIVE module	20KB
ASCII-EBCDIC translation server for Taiwan (PC code page 938 to host code page 937)	12KB
ASCII-EBCDIC translation server for Taiwan (PC code page 950 to host code page 937)	141KB
ASCII-EBCDIC translation server for Korea (PC code page 949 to host code page 933)	42KB
ASCII-EBCDIC translation server for the People's Republic of China (PC code page 1381 to host code page 935)	15KB
ASCII-EBCDIC translation server for the People's Republic of China (PC code page 1386 to host code page 935)	99KB
ASCII-EBCDIC translation server for the People's Republic of China (PC code page 1381 to host code page 1388)	126KB
ASCII-EBCDIC translation server for the People's Republic of China (PC code page 1386 to host code page 1388)	143KB
EHCIN, EHCCONN, EHCREL applications	10KB
Microsoft Windows 3.1 support modules	25KB
Router AS/400	29KB
<ol style="list-style-type: none"> <li>1. Using the IBM PC X.25 Communications Adapter.</li> <li>2. Using the IBM X.25 Interface Co-Processor Adapter.</li> </ol>	

---

## Memory requirements for LANDP for OS/2



The memory requirements for a LANDP for OS/2 system will vary depending on the components installed. The table below shows three sample scenarios, and the recommended minimum memory requirements in each case.

*Table 10. Storage Requirements for LANDP for OS/2*

<b>Scenario</b>	<b>Size</b>
A LANDP for OS/2 workstation configured as a basic requester	8MB
A LANDP for OS/2 workstation acting as a communications gateway with Communications Server for OS/2 Warp installed	12MB
A LANDP for OS/2 workstation configured as a database server with the LANDP query server, DB2/2, and Communications Server for OS/2 Warp	16MB

---


## Storage requirements for LANDP for OS/2



LANDP for OS/2 programs require up to 5MB of disk space, depending on the workstation configuration. Your data files are not included in this figure.

---

## Memory requirements for LANDP for Windows NT




The memory requirements for a LANDP for Windows NT system will vary depending on the components installed. The table below shows three sample scenarios, and the recommended minimum memory requirements in each case.

*Table 11. Storage Requirements for LANDP for Windows NT*

<b>Scenario</b>	<b>Size</b>
A LANDP for Windows NT workstation configured as a basic requester	16MB
A LANDP for Windows NT workstation acting as a communications gateway with Microsoft SNA Server installed	32MB
A LANDP for Windows NT workstation configured as a shared-file server with the SNA server	32MB

---

## Storage requirements for LANDP for Windows NT



LANDP for Windows NT programs require up to 4MB of disk space, depending on the workstation configuration. Your data files are not included in this figure.

---


## Storage requirements for LANDP for OS/400



LANDP for OS/400 requires approximately 6MB disk space. An additional temporary work area of up to 1MB per active LANDP workstation is required at run time.

---

## Resource requirements for LANDP for AIX



Some startup parameters directly affect the amount of memory needed by the LANDP for AIX database servers. As the electronic journal and store-for-forwarding servers are configured the number of open sessions used by each server is determined.

When the query server is loaded, the number of processes that are started is directly related to the value assigned to the  $p$  startup parameter.

For the query server, each OS request requires one session and each session requires a process. If more sessions are opened than the value specified for  $p$ , additional sessions are added dynamically. Each additional session requires an additional process.

None of the sessions defined by  $p$  are terminated while the server is in operation. However, any additional processes are terminated when the attendant session is complete.

When the electronic journal and store for forwarding servers are loaded, the number of processes initially started is related to the value assigned to the *slaves* startup parameter.


These servers also have a *sessions* parameter that defines the number of sessions for each *slave*.

Because the query server already has a fixed number of processes defined, only the requested sessions in excess of the *p* value add additional processes.

The total number of running processes required by the query server is equal to the sum of the number of defined processes ( $p+2$  for the server) plus the additional sessions required by the defined Electronic Journal (EJJ) sessions, Store-for-Forwarding (SFF) sessions, and other applications that request services in excess of the value defined by *p*.

---

## Storage requirements for LANDP for AIX




LANDP for AIX requires approximately 6MB disk space.





---

## Appendix A. Using TCP/IP for internal communication



You can configure a LANDP workgroup to use TCP/IP as its internal communication protocol. This means that LANDP workstations can be connected to a TCP/IP network and use TCP/IP to support the LANDP client/server mechanism.

The low-level communication protocols used by the TCP/IP implementation in each environment (token-ring, Ethernet, X.25, and so on) are transparent to LANDP and exclusively controlled by TCP/IP.

LANDP uses standard TCP/IP functions and facilities. This requires a properly implemented TCP/IP network. For details on installing and configuring a TCP/IP network, refer to the appropriate TCP/IP support product manuals.

Because LANDP internal communication is transparent to clients and servers, no special considerations are required when developing applications or user servers.

---

### LANDP communication protocol for TCP/IP

LANDP uses the standard TCP/IP user datagram protocol (UDP). LANDP adds extensions to this protocol to ensure reliable communication. The resulting protocol is referred to as the LANDP Internet Protocol (LIP).

The LIP establishes and maintains a session with each related LANDP workstation in the workgroup as defined at customization.

Depending on the message size, messages exchanged during a session are sent in one or more datagrams. The LIP stores information about each datagram in a retransmission table that is used if the datagram has to be retransmitted.

In LANDP for DOS, the size of this table is defined at customization or with a LIP loading parameter. If there is no space left in the retransmission table, the datagram cannot be sent and the process has to be retried later.

### LANDP internet protocol characteristics

The following sections describe the LIP, and provide configuration information.

#### Port number

The LIP uses one UDP port for communication in each workstation. The port number must be the same for all the workstations in a LANDP workgroup. If the default port number conflicts with other application requirements it can be changed during customization or at loading time.

## Internet address resolution

At loading time, the LIP calls standard TCP/IP functions to find out the internet host addresses of related workstations. If these addresses cannot be resolved, the LIP cannot start. The LIP uses the workstation identification (WS ID + WORKGROUP NAME, if suffix usage is selected) to request these addresses. Therefore, the workstation identification must be previously defined to TCP/IP as host or host alias names in the local HOSTS file and/or in the network NAMES server (if it has been implemented). The prefix, LIP-, must be used in front of the concatenated WS ID and LAN SUFFIX for this purpose. The following is an example of a LANDP workgroup where:

- The WORKGROUP NAME is WHAREHS
- There are three LANDP workstations: AA, BB, and CC
- The TCP/IP host names of the workstations are: basement, bosssdesk, and firstfloor
- The INET addresses are: 214.1.1.51, 214.1.1.55, and 214.1.1.67

The HOSTS file for these workstations might have a part similar to the following:

```
214.1.1.51 basement LIP-AAWHAREHS
214.1.1.55 bosssdesk LIP-BBWHAREHS
214.1.1.67 firstfloor LIP-CCWHAREHS
```

If the WORKGROUP NAME is not defined, only workstation IDs are used. If the network has a NAMES server, a WORKGROUP NAME may be necessary to distinguish among workstations with the same WS ID from different workgroups.

## Workstation identification

When the session is established, workstations identify themselves to each other to verify the LANDP configuration. If a mismatch is detected in the workstation identification or the corresponding INET addresses, the session is not established and an error message is logged.

## Data interchange

Data is exchanged by sending and receiving datagrams. Datagrams are acknowledged by the destination workstation. Datagrams that are not acknowledged are retransmitted until they are acknowledged or until the LIP detects that contact is lost. If this happens, the session is reset, an attention message is logged, and the procedure to reestablish contact is started.

Both ends of a session can send data simultaneously at any time.

## Message segmentation

The maximum datagram length used by the LIP is 4272 bytes. To support messages longer than the maximum datagram length, a segmentation mechanism divides them into segments and sends each segment as a datagram. The segments are reassembled at the receiving end. This process consumes time and resources. Therefore, the overall performance can be affected.

## **Session partner availability**

The LIP can detect whether a session partner is available during the periods of time when there is no traffic over the network. The LIP sends short availability probe datagrams at regular intervals to the related workstations. If these datagrams are not acknowledged, the LIP starts the session reset and reestablishment procedures.

You can disable this feature with a LIP parameter. However, this is not recommended in environments where clients can lock server resources. If a client locks a resource and then becomes unavailable, the resources would remain locked since the server would not be able to detect the lost session.

## **Communication errors**

LANDP provides trace tools to diagnose errors and track problems. These tools use trace servers to log information about internal and external errors, and provide statistics.

For more information about these tools, see the *LANDP Problem Determination* book.



## Appendix B. LANDP double byte character set (DBCS) support



LANDP for DOS, LANDP for OS/2, and LANDP for Windows NT are double-byte enabled. All DBCS-enabled LANDP products are designed to run on DBCS hardware and software. However, there are some operating differences between their double-byte character set DBCS mode and single-byte character set (SBCS) mode.

The LANDP family of products can support DBCS data, although there are some restrictions on sending and receiving internal DBCS data (which can be handled in the request and reply data areas) and some restrictions to managing DBCS input and output data in LANDP components that have a graphical interface (except when otherwise stated).

The following LANDP components have some restrictions when working in DBCS mode:

- Forwarding server
- Store-for-forwarding server
- Electronic journal server
- Batch machine operator
- System manager server
- Shared-file server
- LANDP for DOS system manager operator
- LANDP 3270 screen and print emulators
- File transfer facility
- Diagnostic and debugging server

The hotkeys for accessing and leaving the following LANDP for DOS components are disabled if you are working in any of the character input modes shown in Table 12:

- 3270 emulator
- 3287 emulator
- Operator interface
- System manager operator
- Trace tools

Chinese	Phonetic Tsang-Jye
Korean	Hanja-CSR Hanja-25 Code

When working with LANDP in DBCS mode, there are some additional considerations:

- The customization program accepts DBCS characters for user information, but not for system information
- Double-byte enabled LANDP for DOS runs only on DOS/V DBCS mode
- LANDP for DOS components with graphical interfaces use line 25 on the screen to display keyboard status
- LANDP provides language bindings for C/2 as an application interface
- During customization, you must specify DBCS or SBCS mode
- LANDP for DOS does not support the use of the CHEV command while the LANDP programs are loaded

LANDP also provides some services to work exclusively in DBCS mode:

- An ASCII-EBCDIC translation server in LANDP for DOS
- A 4748/9055/9068 printer server in LANDP for DOS and LANDP for OS/2

The tables below show DBCS code page support:

Country (and code)	Platform	PC Code Page
Korea (82)	DOS, OS/2	Combined code page 949 (SBCS 1088, DBCS 951)
Taiwan (88)	DOS	Combined code page 938 (SBCS 904, DBCS 927)
	DOS, OS/2, Windows NT	Combined code page 950 (SBCS 1114, DBCS 947)
People's Republic of China (86)	DOS, OS/2 Warp V3 and V4	Combined code page 1381 (SBCS 1115, DBCS 1380)
	OS/2 Warp V4 and Windows NT	Combined code page 1386 (SBCS 1114, DBCS 1385)

Country (and code)	Host Code Page
Korea (82)	Combined code page 933 (SBCS 833, DBCS 834)
Taiwan (88)	Combined code page 937 (SBCS 037, DBCS 835)
People's Republic of China (86)	Combined code page 935 (SBCS 836, DBCS 837) and Combined code page 1388 (SBCS 836, DBCS 4933)

---

## LANDP workgroups

LANDP has the restriction that a single code page must apply to all workstations in a workgroup.

In the People's Republic of China, OS/2 and Windows NT workstations can only coexist in the same workgroup if they use code page 1386. In this case, they cannot coexist with DOS workstations unless usage is restricted to the code points that are common across code pages 1381 and 1386.

In Taiwan, a workgroup made up of DOS, OS/2, and Windows NT workstations must use code page 950.

**Note:** Windows NT (Korean) is not supported by LANDP for Windows NT.





---

## Glossary

This glossary includes abbreviations, terms, and definitions used in the IBM LANDP Licensed Programs Family publications. It does not include all terms previously established for IBM networks, programs, operating systems, or other IBM products.

If you do not find the term you are looking for, refer to the *IBM Dictionary of Computing*.

This glossary includes terms and definitions from the following sources:

- The *IBM Dictionary of Computing*, New York: McGraw-Hill, copyright 1994 by International Business Machines Corporation. Copies may be purchased from McGraw-Hill or in bookstores.
- The *American National Standard Dictionary for Information Systems*, ANSI X3.172-1990, copyright 1990 by the American National Standards Institute (ANSI). Copies may be purchased from the American National Standards Institute, 11 West 42nd Street, New York, New York 10036. Definitions are identified by the symbol (A) after the definition.
- The ANSI/EIA Standard—440-A, *Fiber Optic Terminology*. Copies may be purchased from the Electronic Industries Association, 2001 Pennsylvania Avenue, N.W., Washington, DC 20006. Definitions are identified by the symbol (E) after the definition.
- The *Information Technology Vocabulary*, developed by Subcommittee 1, Joint Technical Committee 1, of the International Organization for Standardization and the International Electrotechnical Commission (ISO/IEC JTC1/SC1). Definitions of published parts of this vocabulary are identified by the symbol (I) after the definition; definitions taken from draft international standards, committee drafts, and working papers being developed by ISO/IEC JTC1/SC1 are identified by the symbol (T) after the definition, indicating that final agreement has not yet been reached among the participating National Bodies of SC1.

Definitions that are specific to IBM products are so labeled, for example, "In LANDP," or "In SNA."

## A

**abend.** Abnormal end of task.

**abnormal end of task (abend).** Termination of a task before its completion because of an error condition that cannot be resolved by recovery facilities while the task is executing.

**account.** In the AIX operating system, the log-in directory and other information that gives a user access to the system.

**ACF.** Advanced Communications Function.

**ACF/NCP.** Advanced Communications Function for the Network Control Program.

**activate logical unit request (ACTLU).** A request, sent by the host to the LANDP SNA server, to establish a logical session. The LANDP SNA server sends a positive response if the logical unit has been defined for this workstation.

**activate physical unit request (ACTPU).** A request, sent by the host to the LANDP SNA server, to establish a physical session.

**active.** In an XLR environment, the server (and, by implication, the workstation) that handles client requests and sends logging data to the backup.

**ACTLU.** Activate logical unit request.

**ACTPU.** Activate physical unit request.

**adapter.** (1) A part that electrically or physically connects a device to a computer or to another device. (2) A printed circuit board that modifies the system unit to allow it to operate in a particular way.

**address.** The unique code assigned to each device or workstation connected to a network. A standard Internet address is a 32-bit address field. This field can be broken into two parts. The first part contains the network address; the second part contains the host number.

**Advanced Communications Function (ACF).** (1) A group of IBM licensed programs, principally VTAM programs, TCAM, NCP, and SSP, that use the concepts

of Systems Network Architecture (SNA), including distribution of function and resource sharing. (2) See also Network Control Program (NCP).

**Advanced Communications Function for the Network Control Program (ACF/NCP).** (1) An IBM program product that provides communication controller support for single-domain, multiple-domain, and interconnected network capability. (2) See also Advanced Communications Function (ACF) and Network Control Program (NCP).

**advanced program-to-program communication (APPC).** The general facility characterizing the LU 6.2 architecture and its various implementations in products.

**AID.** Attention identifier.

**AIX (Advanced Interactive Executive).** IBM's licensed version of the UNIX operating system.

**alert.** (1) A message sent to a management services focal point in a network to identify a problem or an impending problem. (2) In the NetView program, a high-priority event that warrants immediate attention. A database record is generated for certain event types that are defined by user-constructed filters.

**alert condition.** A problem or impending problem for which information is collected and possibly forwarded for problem determination, diagnosis, or resolution.

**alert description.** Information in an alert table that defines the contents of a Systems Network Architecture (SNA) alert for a particular message ID.

**alert focal point.** The system in a network that receives and processes (logs, displays, and optionally forwards) alerts. An alert focal point is a subset of a problem management focal point.

**alert ID number.** A value created from specific fields in the alert using a cyclic redundancy check. A focal point uses this value to refer to a particular alert, for example, to filter out duplicate alerts.

**alert type.** A value in an alert that indicates the problem being reported.

**American National Standards Institute (ANSI).** An organization consisting of producers, consumers, and general interest groups, that establishes the procedures by which accredited organizations create and maintain voluntary industry standards in the United States. (A)

**ANSI.** American National Standards Institute.

**APAR.** Authorized program analysis report.

**API.** Application program interface.

**APPC.** Advanced program-to-program communication.

**application.** (1) In LANDP, a program using IBM LANDP for DOS, IBM LANDP for OS/2, IBM LANDP for Windows NT, IBM LANDP for OS/400, IBM LANDP for AIX, IBM FBSS/2, IBM FBSS/400, IBM PC/Integrator, or IBM PC Integrator/2, tailored to the needs of the workstation user. (2) The use to which an information processing system is put; for example, a payroll application, an airline reservation application, a network application. (3) A collection of software components used to perform specific types of user-oriented work on a computer.

**application program.** (1) A program that is specific to the solution of an application problem. Synonymous with application software. (T) (2) A program written for or by a user that applies to the user's work, such as a program that does inventory control or payroll. (3) A program used to connect and communicate with stations in a network, enabling users to perform application-oriented activities.

**application program interface (API).** (1) In LANDP, the common interface by which server functions are requested. Requests are expressed by issuing a call to the supervisor. (2) A functional interface supplied by the operating system or by a separately orderable licensed program that allows an application program written in a high-level language to use specific data or functions of the operating system or the licensed program. (3) The interface through which an application program interacts with an access method.

**application software.** (1) Software that is specific to the solution of an application problem. (T) Synonymous with application program. (2) Software coded by or for an end user that performs a service or relates to the user's work. (3) Software products such as games, spreadsheets, and word processing programs designed for use on a personal computer.

**argument.** (1) An independent variable. (I) (A) (2) Any value of an independent variable; for example, a search key; a number identifying the location of an item in a table. (I) (A) (3) A parameter passed between a calling program and a called program.

**arrival sequence.** An order in which records are retrieved that is based on the order in which records are stored in a physical file.

**AS/400.** IBM Application System/400®.

**ASCII (American National Standard Code for Information Interchange).** The standard code, using a coded character set consisting of 7-bit coded characters (8-bits including parity check), used for information interchange among data processing systems, data communication systems, and associated equipment. The ASCII set consists of control characters and graphic characters. (A)

**Note:** IBM has defined an extension to ASCII code (characters 128-255).

**ASCIIZ format.** A string of ASCII characters ending with a null character (X'00').

**ASYNC.** Asynchronous.

**asynchronous (ASYNC).** (1) Pertaining to two or more processes that do not depend upon the occurrence of specific events such as common timing signals. (T) (2) Without regular time relationship; unexpected or unpredictable with respect to the execution of program instructions.

**attention identifier (AID).** (1) A code in the inbound 3270 data stream that identifies the source or type of data that follow. (2) A character in a data stream indicating that the user has pressed a key, such as the Enter key, that requests an action by the system.

**authorization.** (1) In computer security, the right granted to a user to communicate with or make use of a computer system. (T) (2) An access right. (3) The process of granting a user either complete or restricted access to an object, resource, or function.

**authorized program analysis report (APAR).** A report of a problem caused by a suspected defect in a current unaltered release of a program.

## B

**back-out.** To restore a file to a previous condition by removing changes in the inverse chronological order from which the changes were originally made.

**backup.** In an XLR environment, the server (and, by implication, the workstation) that accepts logging data

from the active and maintains a mirror set of databases (at a transaction level).

**BASIC.** (1) Beginner's all-purpose symbolic instruction code. A procedural algebraic language originally designed for ease of learning with a small instruction repertoire. (A) (2) A high-level programming language with a small number of statements and a simple syntax that is designed to be easily learned and used and that is widely used for interactive applications on microcomputers.

**Basic Input/Output System (BIOS).** (1) Code that controls basic hardware operations, such as interactions with diskette drives, hard disk drives, and the keyboard. (2) See also NetBIOS.

**BAT, bat.** (1) A DOS batch file extension (.BAT). (2) A batch file that contains a series of commands to be processed sequentially.

**BB.** Begin bracket.

**begin bracket (BB).** (1) An SNA bracket protocol term issued by the LANDP SNA server when bracket protocol is requested in the bind session. (2) Contrast with end bracket.

**BID.** In SNA, a request to start a bracket.

**bind.** To associate a variable with an absolute address, identifier, or virtual address, or with a symbolic address or label in a program.

**BIND.** (1) In SNA, a request to start a session between two logical units. (2) Contrast with UNBIND.

**binding.** (1) In programming, an association between a variable and a value for that variable that holds within a defined scope. The scope may be that of a rule, a function call, or a procedure invocation. (T) (2) In the AIX operating system, a temporary association between a client and both an object and a server that exports an interface to the object. A binding is meaningful only to the program that sets it and is represented by a bound handle.

**BIOS.** Basic Input/Output System.

**block.** (1) The smallest complete unit of data that can be transmitted between units in a communication network. The maximum size of a block depends on the characteristics of the sending or receiving unit. (2) A group of contiguous characters recorded as a unit.

(3) See also connectivity programming request block, program control block.

**buffer.** (1) A routine or storage used to compensate for a difference in rate of flow of data, or time of occurrence of events, when transferring data from one device to another. (A) (2) A portion of storage used to hold input or output data temporarily.

## C

**C language.** A language used to develop software applications in compact, efficient code that can be run on different types of computers with minimal change.

**call.** In LANDP, the invocation of one of the LANDP API routines, RMTREQ, GETRPLY and RMTAREQ (client calls) and GETREQ, RMTRPLY, and SRVINIT (server calls). A LANDP client uses the RMTREQ call to request a LANDP function. Calls use the connectivity programming request block (CPRB) to pass and receive information. The syntax of a call varies with the programming language. The following examples are for COBOL and C respectively

```
CALL "RMTREQ" USING BY REFERENCE EHC-CPRB  
                  BY VALUE      EHC-RESERVED
```

```
retcode = GETREQ(&mycprb, EHC_RESERVED);
```

**CCITT.** Comité Consultatif International Télégraphique et Téléphonique. The International Telegraph and Telephone Consultative Committee.

**CD.** Compact disc.

**CD-ROM.** Compact disc-read-only memory.

**CICS®.** Customer Information Control System.

**CID.** Configuration, Installation, and Distribution. An IBM standard methodology for installing and distributing products under DOS, OS/2, and Windows 3.1.

**ciphertext.** (1) In computer security, text produced by encryption. (2) Synonym for enciphered data.

**cleartext.** (1) Nonencrypted data. (2) Synonym for plaintext.

**client.** (1) A functional unit that receives shared services from a server. (T) (2) A user. (3) See also client/server, client workstation, server, and user.

**client workstation.** (1) In IBM LANDP for DOS, IBM LANDP for OS/2, IBM LANDP for AIX, IBM LANDP for OS/400, IBM LANDP for Windows NT, IBM FBSS/2, IBM PC/Integrator, and IBM PC Integrator/2, a workstation in a LAN that uses a service. (2) See also client, client/server, server, and user.

**client/server.** (1) In communications, the model of interaction in distributed data processing in which a program at one site sends a request to a program at another site and awaits a response. The requesting program is called a client; the answering program is called a server. (2) See also client, client workstation, server, and user.

**CLIST, clist.** Command list.

**close.** (1) A LANDP family function used to release a server. (2) To end the processing of a file. (3) A data manipulation function that ends the connection between a file and a program. (4) Contrast with open.

**COBOL.** Common business-oriented language. A high-level programming language, based on English, that is used primarily for business applications.

**code page.** An assignment of graphic characters and control function meanings to all code points; for example, assignment of characters and meanings to 256 code points for an 8-bit code, assignment of characters and meanings to 128 code points for a 7-bit code.

**collating sequence.** A specified arrangement used in sequencing. (I) (A)

**COM, com.** A DOS file with the file extension .COM.

**command.** (1) Loosely, a mathematical or logic operator. (A) (2) A request from a terminal for performance of an operation or processing of a program. (3) A character string from a source external to a system that represents a request for system action.

**command list (CLIST, clist).** A list of commands and statements designed to perform a specific function for the user.

**Common User Access™ architecture.** Guidelines for the dialog between a human and a workstation or terminal. One of the three SAA architectural areas.

**communication configuration.** In LANDP, the process of selecting and describing to the LANDP programs the particular arrangement of communication functions about a particular user.

**communication controller.** (1) A device that directs the transmission of data over the data links of a network; its operation may be controlled by a program executed in a processor to which the controller is connected or it may be controlled by a program executed within the device. (T) (2) A type of communication control unit whose operations are controlled by one or more programs stored and executed in the unit. It manages the details of line control and the routing of data through a network.

**communication server.** A server that communicates with a remote computer for various workstations in a local area network.

**Communications Server.** An IBM licensed program that supports the development and use of OS/2 applications involving two or more connected systems or workstations. Communications Server for OS/2 provides multiple concurrent connectivities using different protocols for IBM 3270 and 5250 emulation sessions, printer sessions, and file transfers. It supports a range of application programming interfaces (API), which may be called concurrently and are designed for a variety of applications. Communications Server for OS/2 includes the necessary interfaces for network management.

**compact disc (CD).** (1) A disc, usually 4.75 inches in diameter, from which data is read optically by means of a laser. (2) A disc with information stored in the form of pits along a spiral track. The information is decoded by a compact-disc player and interpreted as digital audio data, which most computers can process.

**compact disc-read-only memory (CD-ROM).** A 4.75-inch optical memory storage medium, capable of storing about 550 megabytes of data. The standards for CD-ROM storage are known as the "Yellow Book."

**compaction.** (1) Any method for encoding data to reduce the storage it requires. (2) In SNA, the transformation of data by packing two characters in a byte so as to take advantage of the fact that only a subset of the allowable 256 characters is used; the most frequently sent characters are compacted. (3) See also compression and encode.

**compression.** (1) The process of eliminating gaps, empty fields, redundancies, and unnecessary data to shorten the length of records or blocks. (2) In SNA, the replacement of a string of up to 64 repeated characters by an encoded control byte to reduce the length of the data stream sent to the LU-LU session partner. The encoded control byte is followed by the character that was repeated (unless that character is the prime

compression character). (3) Contrast with decompression.

**config.sys.** A file created during the customization process that holds the details about the system configuration. The CONFIG.SYS file is used during system operation.

**configuration.** (1) The manner in which the hardware and software of an information processing system are organized and interconnected. (T) (2) The physical and logical arrangement of devices and programs that make up a data processing system. (3) The devices and programs that make up a system, subsystem, or network.

**connection.** (1) An association established between functional units for conveying information. (2) The path between two protocol modules that provide reliable stream delivery service. On the Internet, a connection extends from a TCP module on one machine to a TCP module on the other.

**connectivity.** The capability to attach a variety of functional units without modifying them.

**connectivity programming request block (CPRB).** The control block used for communication between a server and a client. This control block contains the information that is exchanged between clients and servers, and the information required for routing the requests and replies.

**control program.** A computer program designed to schedule and supervise the execution of programs of a computer system. (I) (A)

**coprocessor.** (1) A supplementary processor that performs operations in conjunction with another processor. (2) In personal computers, a microprocessor on an expansion board that extends the address range of the processor in the system unit or adds specialized instructions to handle a particular category of operations; for example, an I/O coprocessor, math coprocessor, or networking coprocessor.

**corrective service diskette.** A diskette provided by IBM to registered service coordinators for resolving user-identified problems with previously installed software. This diskette includes program updates designed to resolve problems.

**CPRB.** Connectivity programming request block.

**CRC.** The cyclic redundancy check character. (A)

**critical error handler.** A routine that the operating system calls automatically if an error occurs in an operating system function call. There is a standard error handler or the user can provide one for special functions.

**Cross System Product (CSP).** A set of licensed programs designed to permit the user to develop and run applications using independently defined maps (display and printer formats), data items (records, working storage, files, and single items), and processes (logic).

**CRV.** Cryptography verification request.

**cryptography.** (1) The transformation of data to conceal its meaning. (2) In computer security, the principles, means, and methods for encrypting plaintext and decrypting ciphertext.

**cryptography key.** A parameter that determines cryptographic transformations between plaintext and ciphertext.

**cryptography verification (CRV) request.** A request unit sent by the primary logical unit (PLU) to the secondary logical unit (SLU) as part of cryptographic session establishment, to allow the SLU to verify that the PLU is using the correct session cryptography key and initialization vector (IV).

**CSP.** Cross System Product.

**CTS.** Clear to Send.

**CUA™ architecture.** Common User Access architecture.

**cursor.** (1) A movable, visible mark used to show a position of interest on a display surface. (A) (2) In SAA Common User Access architecture, a visual cue that shows a user where keyboard input will appear on the screen.

**Customer Information Control System (CICS).** An IBM licensed program that allows transactions entered at remote terminals to be processed concurrently by user-written application programs. It includes facilities for building, using, and maintaining databases.

**Customer Information Control System for Virtual Storage (CICS/VS).** An IBM licensed program used in a communications network.

**customization.** The process of designing a data processing installation or network to meet the requirements of particular users.

**customization workstation.** A workstation on which LANDP is installed, and which is used to customize a LANDP workgroup.

**cyclic redundancy check character (CRC).** A character used in a modified cyclic code for error detection and correction. (A)

## D

**DASD.** Direct access storage device.

**data circuit-terminating equipment (DCE).** In a data station, the equipment that provides the signal conversion and coding between the data terminal equipment (DTE) and the line. (I)

### Notes:

1. The DCE may be separate equipment or a part of the DTE or an integral part of the DTE or of the intermediate equipment.
2. A DCE may perform other functions that are usually performed at the network end of the line.

**Data Encryption Standard (DES).** In computer security, the National Institute of Standards and Technology (NIST) Data Encryption Standard, adopted by the U.S. government as Federal Information Processing Standard (FIPS) Publication 46, which allows only hardware implementations of the data encryption algorithm.

**data flow control (DFC).** In SNA, a request/response unit (RU) category used for requests and responses exchanged between the data flow control layer in one half-session and the data flow control layer in the session partner. Half duplex, flip-flop is the only LANDP-supported data flow control for both send and receive.

**data link control (DLC).** (1) In SNA, the layer that consists of the link stations that schedule data transfer over a link between two nodes and perform error control for the link. Examples of data link control are SDLC for serial-by-bit link connection and data link control for the System/370™ channel. (2) See also Systems Network Architecture (SNA). (3) In SNA, a set of rules used by two nodes on a data link to accomplish an orderly exchange of information.

**data set.** The major unit of data storage and retrieval, consisting of a collection of data in one of several prescribed arrangements and described by control information to which the system has access. Sometimes called a file.

**data terminal equipment (DTE).** The part of a data station that serves as a data source, data sink, or both. (I) (A)

**database description (DBD).** (1) In LANDP, the shared-file server descriptor. (2) In IMS/VS, the collection of macro-parameter statements that describes an IMS/VS database. These statements describe the hierarchical structure, IMS/VS organization, device type, segment length, sequence fields, and alternate search fields. The statements are assembled to produce database description blocks.

**datagram.** The basic unit of information that is passed across the Internet. It consists of one or more data packets.

**DBCS.** Double-byte character set.

**DBD.** Database description.

**DBM.** Database manager.

**DCA.** Direct communication adapter.

**DCE.** (1) Data circuit-terminating equipment. (2) Distributed Computing Environment.

**DDE.** Dynamic data exchange.

**DDT.** Diagnostic and debugging tool.

**decipher.** (1) To convert enciphered data in order to restore the original data. (T) (2) In computer security, to convert ciphertext into plaintext by means of a cipher system. (3) To convert enciphered data into clear data. (4) Synonymous with decrypt. (5) Contrast with encipher.

**decompression.** (1) A function that expands data to the length that preceded data compression. (2) Contrast with compression.

**decrypt.** (1) In computer security, to decipher or decode. (2) Synonymous with decipher. (T)

**default.** A value, attribute or option that is assumed when none is explicitly specified.

**delimiter.** (1) A character used to show the beginning and end of a character string. (T) (2) A character that groups or separates words or values in a line of input.

**DES.** Data Encryption Standard.

**development workstation.** A workstation which is part of a LANDP workgroup, and which is customized via a customization workstation.

**device driver.** In Advanced DOS, a file that contains the code needed to attach and use a device.

**DFC.** Data flow control.

**DIN.** Deutsches Institut für Normung.

**direct access.** (1) The capability to obtain data from a storage device, or to enter data into a storage device, in a sequence independent from their relative position, by means of addresses indicating the physical position of the data. (T) (2) Contrast with sequential access.

**direct access storage device (DASD).** A device where access time is effectively independent of the location of the data.

**directory.** (1) A table of identifiers and references to the corresponding items of data. (I) (A) (2) A type of file containing the names and controlling information for other files or other directories. (3) An index that is used by a control program to locate one or more blocks of data that are stored in separate areas of a data set in direct access storage. (4) A listing of the files stored on a diskette.

**directory service (DS).** An application service element that translates the symbolic names used by application processes into the complete network addresses used in an OSI environment. (T)

**disk.** (1) A round, flat data medium that is rotated to read or write data. (T) (2) Loosely, a magnetic disk unit.

**disk operating system.** An operating system for computer systems that use disks and diskettes for auxiliary storage of programs and data.

**diskette.** (1) A thin, flexible magnetic disk and a semi-rigid protective jacket, where the disk is permanently enclosed. (2) Contrast with hard disk.

**Distributed Computing Environment (DCE).** The Open Software Foundation (OSF) specification (or a product derived from this specification) that assists in networking. DCE provides such functions as

authentication, directory service (DS), and remote procedure call (RPC).

**distributed system.** A data processing system where processing, storage, and control functions, and also input and output operations, are distributed among remote locations.

**distribution diskette.** A diskette on which IBM sends programs and documentation to a customer.

**DLC.** Data link control.

**DLL.** Dynamic link library.

**DMA.** Direct memory access.

**domain.** (1) The part of a computer network where the data processing resources are under common control. (T) (2) In a database, all the possible values of an attribute or a data element. (3) In SNA, a system services control point (SSCP) and the physical units (PUs), logical units (LUs), links, link stations, and all associated resources that the SSCP could control with activation requests and deactivation requests.

**DOS.** Disk Operating System.

**double-byte character set (DBCS).** (1) A set of characters in which each character is represented by 2 bytes. Languages such as Japanese, Chinese, and Korean, which contain more symbols than can be represented by 256 code points, require double-byte character sets. Because each character requires 2 bytes, the typing, display, and printing of DBCS characters requires hardware and programs that support DBCS. (2) Contrast with single-byte character set (SBCS).

**DS.** Directory service.

**DSR.** Data Set Ready.

**DTE.** Data terminal equipment. (A)

**DTE/DCE interface.** The physical interface and link access procedures between a data terminal equipment (DTE) and a data circuit-terminating equipment (DCE).

**dynamic data exchange (DDE).** The exchange of data between programs or between a program and a data-file object. Any change made to information in one program or session is applied to the identical data created by the other program.

**dynamic link library (DLL).** A file containing executable code and data bound to a program at load time or run time, rather than during linking. The code and data in a dynamic link library can be shared by several applications simultaneously.

## E

**EB.** End bracket.

**EBCDIC.** Extended binary-coded decimal interchange code.

**EGA.** Enhanced graphics adapter.

**EID.** End-of-message (EOM) identification.

**EMM.** Expanded memory manager.

**emulation.** The use of a data processing system to imitate another data processing system, so that the imitating system accepts the same data, executes the same programs, and achieves the same results as the imitated system. Emulation is usually achieved with hardware or firm-ware. (T)

**encipher.** (1) To scramble data or to convert data to a secret code that masks the meaning of the data to any unauthorized recipient. Synonymous with encrypt. (T) (2) In computer security, to convert plaintext into an unintelligible form by means of a cipher system. Synonymous with cipher. (3) Contrast with decipher. See also encode.

**enciphered data.** (1) Data whose meaning is concealed from unauthorized users or observers. (2) Synonymous with encode.

**encode.** (1) To convert data by the use of a code in such a manner that reconversion to the original form is possible. (T) (2) In computer security, to convert plaintext into an unintelligible form by means of a code system. (3) See also plaintext.

**encrypt.** (1) In computer security, to encode or encipher. (2) Synonym for encipher. (T)

**end bracket (EB).** (1) An SNA bracket protocol term used when the bind session specifies the end bracket call. If specified in the bind session, the personal computer may send both begin bracket and end bracket calls (not-response mode protocol). (2) Contrast with begin bracket.



**end-of-message (EOM).** The character or sequence of characters that shows the end of a message or record.

**enhanced graphics adapter (EGA).** An adapter, such as the IBM Enhanced Graphics Adapter, that provides high-resolution graphics, allowing the use of a color display for text processing and also graphics applications.

**environment.** A named collection of logical and physical resources used to support the performance of a function.

**EOM.** End-of-message.

**erase.** To remove data from a data medium. Erasing is usually accomplished by overwriting the data or deleting the references. (T)

**error log.** (1) A data set or file in a product or system where error information is stored for later access. (2) A record of machine checks, device errors, and volume statistical data.

**error message.** An indication that an error has been detected. (A)

**ERRORLEVEL.** A parameter of the IF command used by batch files. It is used in testing for failure of recently loaded programs.

**event.** (1) An occurrence or happening. (2) An occurrence of significance to a task; for example, the completion of an asynchronous operation, such as an input/output operation. (3) A data link control command and response passed between adjacent nodes that allows the two nodes to exchange identification and other information necessary for operation over the data link. (4) In the NetView program, a record indicating irregularities of operation in physical elements of a network.

**exchange identification (XID).** The ID that is exchanged with the remote physical unit when an attachment is first established.

**EXE, exe.** An executable file with the file extension .EXE.

**extended ASCII.** A set of ASCII codes that uses the eighth (most significant) bit to define 127 additional codes. Standard ASCII uses 7 bits and defines 128 codes.

**extended binary-coded decimal interchange code (EBCDIC).** A coded character set of 256 8-bit characters.

**external logging replicator (XLR).** Shared-file mode of operation in which fault-tolerant data replication is achieved by logging database updates to an external server.

## F

**facility.** (1) An operational capability, or the means for providing such a capability. (T) (2) A service provided by an operating system for a particular purpose; for example, the checkpoint/restart facility.

**FBSS (DOS).** IBM Financial Branch Systems Service (DOS).

**FBSI.** Financial Branch Systems Integrator.

**FBSS/2.** Financial Branch Systems Service/2.

**FBSS/400.** Financial Branch Systems Service/400.

**FCB.** File control block.

**FIC.** First-in-chain.

**file.** (1) A named set of records stored or processed as a unit. (T) (2) A collection of information treated as a unit. (3) A collection of data that is stored and retrieved by an assigned name.

**file control block (FCB).** A record that contains all of the information about a file, such as its structure, length, and name.

**file server.** A high-capacity disk storage device or a computer that each computer on a network can use to access and retrieve files that can be shared among the attached computers.

**file transfer.** In remote communications, the transfer of one or more files from one system to another over a communications link.

**first-in-chain (FIC).** A request unit (RU) whose request header (RH) begin chain indicator is on and whose RH end chain indicator is off.

**fixed disk.** Synonym for hard disk.

**flag.** (1) A variable indicating that a certain condition holds. (T) (2) Any of various types of indicators used for

identification; for example, a word mark. (A) (3) A character that signals the occurrence of some condition, such as the end of a word. (A)

**FMH.** Function management header.

**format identification (FID) field.** In SNA, a field in each transmission header (TH) that shows the format of the transmission header; that is, the presence or absence of certain fields.

**forward recovery.** The process of reconstructing a file from a particular point by restoring a saved version of the file and then applying changes to that file in the same order in which they were originally made.

**function.** (1) In IBM LANDP for DOS, IBM LANDP for OS/2, IBM LANDP for Windows NT, IBM FBSS (DOS), IBM FBSS/2, IBM FBSS/400, IBM PC/Integrator, and IBM PC Integrator/2 a function is the specification of an activity to be performed by a server. (2) In computer programming, synonym for procedure.

**function management header (FMH).** (1) A special record or part of a record that contains control information for the data that follow. (2) In SNA, one or more headers optionally present in the leading request units (RUs) of an RU chain that allow a half-session in an LU-LU session to: (a) select a destination as session partner and control way where end-user data it sends are handled at the destination, (b) change destination or characteristics of data during session, and (c) send between session partners status or user information about destination; for example, whether it is a program or device.

## G

**gateway.** (1) In LANDP, the workstation that connects the LANDP workgroup to a host computer with the necessary LANDP software and the respective physical attachment. (2) A functional unit that interconnects two computer networks with different network architectures. A gateway connects networks or systems of different architectures. A bridge interconnects networks or systems with the same or similar architectures. (T) (3) A network that connects hosts. (4) Contrast with router.

**generic alert.** A product-independent method of encoding alert data by means of both (a) code points indexing short units of stored text and (b) textual data.

## H

**hard disk.** (1) A rigid magnetic disk such as the internal disks used in the system units of IBM personal computers and in external hard disk drives. (2) Synonym for fixed disk. (3) Contrast with diskette.

**HDLC.** High-level data link control.

**hexadecimal.** Describing a numbering system with base of sixteen; valid numbers use the digits 0 through 9 and characters A through F, where A represents 10 and F represents 15.

**high-level data link control (HDLC).** In data communication, the use of a specified series of bits to control data links under the International Standards for HDLC: ISO 3309 Frame Structure and ISO 4335 Elements of Procedures.

**host, host computer, host processor, or host system.** (1) The primary or controlling computer in a multiple computer installation. (2) A computer used to prepare programs for use on another computer or on another data processing system; for example, a computer used to compile, link edit, and test programs to be used on another system.

**hot-key.** The key combination used to change from one session to another on the workstation.

## I

**I/O.** Input/output.

**IBM Operating System/2® (OS/2).** Pertaining to the IBM licensed program that can be used as the operating system for personal computers. The OS/2 licensed program can perform multiple tasks at the same time.

**ICV.** Initial chaining value.

**ID.** (1) Identifier. (2) Identification.

**identification.** In computer security, the process that allows a system to recognize an entity with personal, equipment, or organizational characteristics or codes.

**identifier.** One or more characters used to identify or name a data element or possibly to show certain properties of that data element. (A)

**IEEE.** Institute of Electrical and Electronics Engineers.

**IMS/VS.** Information Management System/Virtual Storage.

**indexed access.** Pertaining to the organization and accessing of the records of a storage structure through a separate index to the locations of the stored records. (A)

**indexed sequential access.** Pertaining to the organization and accessing of records through an index of the keys that are stored in arbitrarily partitioned sequential files. (A)

**initial chaining value (ICV).** An 8-byte pseudo-random number used to verify that both ends of a session with cryptography have the same session cryptography key. The initial chaining value is also used as input to Data Encryption Standard (DES) algorithm to encipher or decipher data in a session with cryptography.

**initial program load (IPL).** (1) The initialization procedure that causes an operating system to begin operation. (2) The process by which a configuration image is loaded into storage at the beginning of a work day or after a system malfunction. (3) The process of loading system programs and preparing a system to run jobs.

**initialization.** (1) The operations required for setting a device to a starting state, before the use of a data medium, or before implementation of a process. (T) (2) Preparation of a system, device, or program for operation.

**initiate self.** An SNA command issued by the LANDP SNA server to initiate a host application. The SNA command is issued in response to the receipt of an Open command from the personal computer.

**INITSELF.** Initiate self.

**input/output (I/O).** (1) Describing a device whose parts can perform an input process and an output process at the same time. (I) (2) Describing a functional unit or channel involved in an input process, output process, or both, concurrently or not, and to the data involved in such a process.

**Instruction Pointer (IP).** In System 38, a pointer that provides addressability for a machine interface instruction in a program.

**interface.** A shared boundary between two functional units, defined by functional characteristics, signal characteristics, or other characteristics, as appropriate.

The concept includes the specification of the connection of two devices having different functions. (T)

**International Organization for Standardization (ISO).** An organization of national standards bodies from various countries established to promote development of standards to simplify international exchange of goods and services, and develop cooperation in intellectual, scientific, technological, and economic activity.

**Internet Protocol (IP).** A protocol used to route data from its source to its destination in an Internet environment.

**interoperability.** (1) The capability to communicate, execute programs, or transfer data among various functional units in a way that requires the user to have little or no knowledge of the unique characteristics of those units. (T) (2) In SAA usage, the ability to link SAA and non-SAA environments and use the combination for distributed processing.

**IP.** (1) Instruction Pointer. (2) Internet Protocol.

**IPL.** Initial program load.

**ISAM.** Indexed sequential access method.

**ISO.** International Organization for Standardization.

## J

**journal.** (1) A chronological record of changes made in a set of data; the record may be used to reconstruct a previous version of the set. (T) (2) A special-purpose data set that provides an audit trail of operator and system actions, or as a means of recovering superseded data.

## K

**KB.** Kilobyte; 1024 bytes.

**key.** (1) An identifier within a set of data elements. (T) (2) One or more characters used to identify the record and establish the order of the record within an indexed file.

**keystroke.** Actuation of a key on a keyboard to perform or release a machine function. (T)

**keyword.** A name or symbol that identifies a parameter or an ordered set of parameters.

# L

**LAN.** Local area network.

**LAN configuration.** The process by which the details about the structure of the LAN for a particular user are provided to the LANDP family programs. This includes details about the workstations forming the LAN, the services provided by each workstation, and the workstations that receive the services.

**LAN trace.** A LANDP family trace facility that informs about the LANDP-related LAN and displays the status of the local area network.

**LAN Distributed Platform.** The former name for the LANDP family of products.

**last-in-chain (LIC).** A request unit (RU) whose request header (RH) end chain indicator is on and whose RH begin chain indicator is off.

**LDA.** Logical device address.

**LED.** Light-emitting diode.

**LIC.** Last-in-chain.

**light-emitting diode (LED).** A semiconductor chip that gives off visible or infrared light when operated.

**link connection.** In SNA, the physical equipment providing two-way communication between one link station and one or more other link stations; for example, a telecommunication line and data circuit-terminating equipment (DCE).

**LIP.** LAN Internet Protocol.

**LLAP.** Logical link access path.

**loader.** A routine, commonly a computer program, that reads data into main storage. (A)

**local area network (LAN).** A computer network located on a user's premises within a limited geographical area. Communication within a local area network is not subject to external regulations; however, communication across the LAN boundary may be subject to some form of regulation. (T)

**local host.** In the Internet, the computer to which a user's terminal is directly connected without using the Internet.

**logging.** The recording of data about specific events.

**logical device address (LDA).** (1) A number used to represent a terminal or terminal component within a workstation. (2) See also physical device address.

**logical link access path (LLAP).** In a multi-system environment, the path between any two systems. One or more logical link paths must be defined for each logical link.

**logical unit (LU).** (1) In SNA, a port through which an end user accesses the SNA network to communicate with another end user and through which the end user accesses the functions provided by the system services control points (SSCPs). An LU can support at least two sessions, one with an SSCP and one with another LU, and may be capable of supporting many sessions with other logical units. (2) A type of network addressable unit that allows end users to communicate with each other and gain access to network resources.

**longitudinal parity check.** A parity check of a row of binary digits that are members of a set forming a matrix; for example, a parity check of the bits of a track in a block on a magnetic stripe. (T)

**longitudinal redundancy check (LRC).** Synonym for longitudinal parity check.

**LRC.** Longitudinal redundancy check.

**LU.** Logical unit.

**LU—LU session type 0.** In SNA, a type of session between two LU—LU half-sessions using SNA-defined protocols for transmission control and data flow control, but using end-user or product-defined protocols to augment or replace FMD services protocols.

**LU—LU session type 1.** In SNA, a type of session between an application program and single- or multiple-device data processing terminals in an interactive, batch data transfer, or distributed processing environment.

**LU—LU session type 2.** In SNA, a type of session between an application program and a single display terminal in an interactive environment, using the SNA 3270 data stream.

**LUSTAT.** An SNA command used to send logical unit status information.

# M

**MAC.** Message authentication code.

**mapper.** A device, such as a piece of code, which performs a mapping function.

**mapping.** (1) A list, usually in a profile, that establishes a correspondence between items in two groups; for example, a keyboard mapping can establish what character is displayed when a certain key is pressed. (2) In a database, the establishing of correspondences between a given logical structure and a given physical structure. (T)

**MB.** Megabyte; 1 048 576 bytes.

**memory.** All of the addressable storage space in a processing unit and other internal storages that is used to execute instructions. (T)

**message.** (1) An assembly of characters and sometimes control codes that is transferred as an entity from an originator to one or more recipients. A message consists of two parts: envelope and content. (T) (2) A communication sent from a person or program to another person or program. (3) A unit of data sent over a telecommunication line. (4) One or more message segments transmitted among terminals, application programs, and systems. (5) In SAA Common User Access architecture, information not requested by a user but displayed by an application in response to an unexpected event, or when something undesirable could occur.

**message authentication code (MAC).** (1) In computer security, a value, part of, or accompanying a message, used to determine that the contents, origin, author, or other attributes of all or part of the message are as they appear to be. (2) In cryptography: (a) a number or value derived by processing data with an authentication algorithm, (b) the cryptographic result of block cipher operations on text or data using a cipher block chain (CBC) mode of operation, (c) a digital signature code.

**MIC.** Middle-in-chain.

**MICR.** Magnetic ink character recognition.

**microcode.** (1) One or more microinstructions. (2) A code, representing the instructions of an instruction set, that is done in a part of storage that is not program-addressable. (3) To design, write, and also to test one or more microinstructions.

**middle-in-chain (MIC).** A request unit (RU) whose request header (RH) begin chain indicator and RH end chain indicator are both off.

**mnemonic.** A symbol chosen to help the user remember the significance of the symbol.

**mode.** A method of operation.

**mode switching.** Operator switching between a concurrently running personal computer application and 3270 emulation or other internal application.

**MSR, MSR/E.** Magnetic stripe reader; Magnetic stripe reader/encoder.

**multi-tasking.** A mode of operation that provides for concurrent performance, or interleaved execution of two or more tasks. (I) (A)

**MVDM.** Multiple Virtual DOS Machine.

# N

**name server.** (1) The server that stores resource records about hosts. (2) In the AIX operating system, a host that provides name resolution for a network. Name servers translate symbolic names assigned to networks and hosts into the Internet addresses used by machines. (3) In TCP/IP, synonym for domain name server.

**NAU.** Network addressable unit.

**NCP.** Network Control Program.

**NDIS.** Network Driver Interface Specification

**NetBIOS.** (1) Network Basic Input/Output System. A standard interface to networks, IBM personal computers (PCs), and compatible PCs, that is used on LANs to provide message, print-server, and file-server functions. Application programs that use NetBIOS do not need to handle the details of LAN data link control (DLC) protocols. (2) See also BIOS.

**NetView program.** An IBM licensed program used to monitor and manage a network and to diagnose network problems.

**network.** (1) An arrangement of nodes and connecting branches. (T) (2) A configuration of data processing devices and software connected for information interchange.

**network addressable unit (NAU).** (1) In SNA, a logical unit, a physical unit, or a system services control point. The NAU is the origin or the destination of information transmitted by the path control network. (2) See also logical unit, physical unit, system services control point (SSCP).

**Network Control Program (NCP).** (1) An IBM licensed program that provides communication controller support for single-domain, multiple-domain, and interconnected network capability. (2) See also Advanced Communications Function (ACF).

**network management vector transport (NMVT).** A management services request/response unit (RU) that flows over an active session between physical unit management services and control point management services (SSCP-PU session).

**network resource.** In ACF/VTAM®, a network component such as a local network control program, an SDLC data link, or a peripheral node.

**network services procedure error (NSPE).** A request unit that is sent by a system services control point (SSCP) to a logical unit (LU) when a procedure requested by that LU has failed.

**NLS.** National language support.

**NMVT.** Network management vector transport.

**node.** (1) In a network, a point at which one or more functional units connect channels or data circuits. (1) (2) In network topology, the point at an end of a branch. (T)

**NPSI.** X.25 NCP Packet Switching Interface.

**NSPE.** Network services procedure error.

## O

**ODBC.** Open Database Connectivity is a standardized set of API function calls that can be used to access data stored in both relational and non-relational DBMSs.

**OIA.** Operator information area.

**OIC.** Only-in-chain.

**only-in-chain (OIC).** A request unit (RU) for which the request header (RH) begin chain indicator and RH end chain indicator are both on.

**open.** (1) The function that connects a file to a program for processing. (2) Contrast with close.

**open system.** A system with specified standards, and that therefore can be readily connected to other systems that comply with the same standards.

**operating system.** Software that controls the execution of programs and that may provide services such as resource allocation, scheduling, input/output control, and data management. Although operating systems are predominantly software, partial hardware implementations are possible. (T)

**operator information area (OIA).** In the 3270 Information Display System, the area near the bottom of the display area where terminal or system status information is displayed.

**option.** A specification in a statement that may be used to influence the processing of the statement.

**OS/2 operating system.** IBM Operating System/2.

**OS/400.** IBM Operating System/400® for AS/400 systems.

## P

**padding.** A technique by which a receiving station controls the rate of transmission of a sending station to prevent overrun.

**packet.** A sequence of binary digits, including data and control signals, that is transmitted and switched as a composite entity.

**panel.** A formatted display of information that appears on a display screen.

**parallel port.** (1) On a personal computer system, a port used to attach devices such as dot matrix printers and input/output units; it transmits data one byte at a time. (2) See also serial port.

**parameter.** (1) A variable that is given a constant value for a specified application and that may denote the application. (1) (A) (2) An item in a menu for which the user specifies a value or for which the system provides a value when the menu is interpreted. (3) Data passed between programs or procedures.

**Pascal.** A high-level, general purpose programming language, related to ALGOL. Programs written in Pascal

are block structured, consisting of independent routines. They can run on different computers with little or no modification.

**path.** In a personal computer system, the logical relationship between directories.

**PBM.** Personal banking machine.

**PC.** Personal computer.

**PC-ID.** Workstation identifier.

**PCB.** Program control block.

**PDA.** Physical device address.

**PDP.** Problem determination procedure.

**personal computer system.** IBM Personal System/2 and also the various IBM Personal Computer system units, unless otherwise described.

**Personal Identification Number (PIN) pad.** A pad with twelve keys in a specific arrangement that display alphabetic and numeric characters that may be entered onto a financial transaction terminal. (T) (A)

**physical device address (PDA).** An address or set of addresses that identifies a particular device.

**physical unit (PU).** In SNA, the component that manages and monitors the resources, such as attached links and adjacent link stations, associated with a node, as requested by an SSCP via an SSCP-PU session. An SSCP starts a session with the physical unit to indirectly manage, through the PU, resources of the node such as attached links. This term applies to type 2.0, type 4, and type 5 nodes only.

**PIN.** Personal identification number.

**plaintext.** (1) Nonencrypted data. Synonymous with cleartext. (2) Synonym for clear data.

**PLU.** Primary logical unit.

**PM.** Presentation Manager® (in OS/2).

**pointing device port.** The IBM PS/2 port that allows attachment of various devices including pointing devices.

**port.** (1) An access point for data entry or exit. (2) A connector on a device to which cables for other devices such as display stations and printers are attached.

(3) A specific communications end point within a host. A port is identified by a port number.

**Post Telephone and Telegraph Administration (PTT).** An organization, usually a government department, that provides communication common carrier services in countries other than the USA and Canada. Examples of PTTs are the Bundespost in Germany, and the Nippon Telephone and Telegraph Public Corporation in Japan.

**PPC.** Program to program communications.

**Presentation Manager.** A component of OS/2 that provides a complete graphics-based user interface, with pull-down windows, action bars, and layered menus.

**primary logical unit (PLU).** (1) In SNA, the logical unit (LU) that contains the primary half-session for a particular LU—LU session. (2) Contrast with secondary logical unit (SLU). (3) See also logical unit (LU).

**problem determination procedure (PDP).** A prescribed sequence of steps taken to identify the source of a problem.

**process.** (1) A unique, finite course of events defined by its purpose or by its effect, achieved under defined conditions. (2) Any operation or combination of operations on data. (3) A function being performed or waiting to be performed. (4) A program in operation.

**processor.** (1) In a computer, a functional unit that interprets and executes instructions. A processor consists of at least an instruction control unit and an arithmetic and logic unit. (T) (2) The functional unit that interprets and processes instructions.

**profile.** (1) In computer security, a description of the characteristics of an entity to which access is controlled. (2) Data that describes the significant characteristics of a user, a group of users, or one or more computer resources.

**program.** A sequence of instructions suitable for processing by a computer. Processing may include the use of an assembler, a compiler, an interpreter, or a translator to prepare the program for execution, and also to execute it. (I)

**program control block (PCB).** LANDP family shared-file server pointer related to a specific DBD.

**Program temporary fix (PTF).** A temporary solution or by-pass of a problem diagnosed by IBM as resulting

from a defect in a current unaltered release of the program.

**protocol.** In SNA, the meanings of and the sequencing rules for requests and responses used for managing the network, transferring data, and synchronizing the states of network components.

**PS/2.** Personal System/2.

**PTF.** Program temporary fix.

**PTT.** Post Telephone and Telegraph Administration.

**PU.** Physical unit.

## Q

**QLLC.** Qualified logical link control.

**qualified logical link control (QLLC).** An X.25 protocol that allows the transfer of data link control information between two adjoining systems network architecture (SNA) nodes that are connected through an X.25 packet-switching data network. The QLLC provides the qualifier "Q" bit in X.25 data packets to identify packets that carry logical link protocol information.

**query.** (1) A request for information from a file relying on specific conditions. (2) In the AS/400 system, the query management object that is used to define queries against relational data.

**quiescing.** The process of bringing a device or a system to a stop by rejection of new requests for work. (A)

## R

**RAM.** Random access memory. (A)

**random access memory (RAM).** A storage device where data can be written and read.

**RC.** Return code.

**RCMS.** Remote change management services.

**RDBMS.** Relational database management system. A generic name for any relational database system such as DB2.

**re-synchronization.** Restarting the transmission of a function at the point where it was interrupted.

**read-only memory (ROM).** (1) A storage device where data, under normal conditions, can only be read. (T) (2) See also read-only storage (ROS).

**read-only storage (ROS).** (1) A storage device whose contents cannot be modified, except by a particular user, or when operating under particular conditions. (2) See also read-only memory (ROM).

**record.** (1) In programming languages, an aggregate that consists of data objects, possibly with different attributes, that usually have identifiers attached to them. In some programming languages, records are called structures. (I) (2) A set of data treated as a unit. (T) (3) A set of one or more related data items grouped for processing.

**remote attachment.** A method of connecting two devices over a telecommunication line.

**remote initial program load (remote IPL).** A feature that permits a computer to receive its initial program from another computer, rather than from its own internal disk or diskette storage.

**remote procedure call (RPC).** A facility that a client uses to request the execution of a procedure call from a server. This facility includes a library of procedures and an external data representation.

**REMS.** Reader/encoder magnetic stripe.

**request/response header (RH).** In systems network architecture (SNA), control information preceding a request/response unit (RU) that specifies the type of RU and contains control information associated with the RU.

**request/response unit (RU).** In systems network architecture (SNA), a generic term for a request unit or a response unit.

**resource.** (1) Any of the data processing system elements needed to perform required operations, including storage, input/output units, one or more processing units, data, files, and programs. (T) (2) See also network resource.

**retry.** To resend data a prescribed number of times or until the data is received correctly.

**return code (RC).** (1) A code used to influence the execution of succeeding instructions. (A) (2) A value returned to a program to indicate the results of an operation requested by that program.



**RH.** Request/response header.

**roll back.** To remove changes that were made to database files under commitment control since the last commitment boundary.

**rollback.** (1) A programmed return to a prior checkpoint. (A) (2) The process of restoring data changed by an application program or user to the state of its last commitment boundary. (3) In SQL, the process of restoring data changed by an application program or user to the state of its last commit point.

**ROM.** Read-only memory. (A)

**ROS.** Read-only storage.

**router.** (1) A computer that determines the path of network traffic flow. The path selection is made from several paths based on information obtained from specific protocols, algorithms that attempt to identify the shortest or best path, and other criteria such as metrics or protocol-specific destination addresses. (2) An attaching device that connects two LAN segments, which use similar or different architectures, at the reference model network layer. Contrast with bridge, gateway. (3) In OSI terminology, a function that determines a path by which an entity can be reached.

**RPC.** Remote procedure call.

**RTR.** Ready to Receive.

**RU.** Request/response unit.

## S

**SAM.** Service availability manager.

**SAP.** Service access point.

**SBCS.** Single-byte character set.

**scan code.** A code generated by a keyboard.

**SCS.** Systems network architecture character string.

**SDLC.** Synchronous data link control.

**secondary logical unit (SLU).** (1) In systems network architecture (SNA), the logical unit (LU) that contains the secondary half-session for a particular LU-LU session. (2) Contrast with primary logical unit (PLU). (3) See also logical unit (LU).

**SEQ.** Sequential file.

**sequential access.** (1) The capability to enter data into a storage device or a data medium in the same sequence as the data is ordered, or to obtain data in the same order as it has been entered. (T) (2) An access method in which records are read from, written to, or removed from a file based on the logical order of the records in the file. (3) Contrast with direct access.

**serial port.** (1) On personal computer systems, a port used to attach devices such as display devices, letter-quality printers, modems, plotters, and pointing devices such as light pens and mice; it transmits data one bit at a time. (2) See also parallel port.

**server.** (1) A functional unit that provides shared services to workstations over a network; for example, a file server, a print server, a mail server. (T) (2) In LANDP, a functional area that provides functions to LANDP workstations in a LANDP workgroup. (3) See also client, client workstation, and user.

**service.** In LANDP, a function provided by a server.

**service access point (SAP).** A logical point made available by a token-ring adapter where information can be received and transmitted.

**service availability manager (SAM).** Facility used by the shared-file server to provide fault-tolerant data access in an XLR environment.

**session.** (1) In systems network architecture (SNA), a logical connection between two network addressable units (NAU) that can be started, tailored to provide various protocols, and deactivated, as requested. (2) The time during which programs or devices can communicate with each other.

**single-byte character set (SBCS).** (1) A character set in which each character is represented by a one-byte code. (2) Contrast with double-byte character set (DBCS).

**SLU.** Secondary logical unit.

**SNA.** Systems network architecture.

**SNUF.** Systems network architecture up-line facility.

**socket.** (1) An end-point for communication between processes or applications. (2) A pair consisting of TCP port and IP address.

**SOM.** Start-of-message code.

**SPC, spc.** Specification file.

**specification file (SPC, spc).** In LANDP, a file with the file extension .SPC. This file can be edited. It contains information for customization purposes.

**SQL.** Structured query language.

**SSCP.** System services control point.

**start-of-message code (SOM).** A character or group of characters transmitted by the polled terminal and indicating to other stations on the line that what follows are addresses of stations to receive the answering message.

**storage.** A functional unit into which data can be placed, where it can be retained, and from which it can be retrieved. (T)

**stream.** A continuous sequence of data elements being transmitted, or intended for transmission, in character or binary-digit form, using a defined format.

**structured query language (SQL).** An established set of statements used to manage information stored in a database. By using these statements, users can add, delete, or update information in a table, request information through a query, and display the results in a report.

**subdirectory.** A directory contained within another directory in a file system hierarchy.

**synchronous.** (1) About two or more processes that depend on the occurrence of a specific event such as common signal timing. (2) Occurring with a regular or predictable time relationship. (3) See also asynchronous.

**synchronous data link control (SDLC).** A discipline conforming to subsets of the Advanced Data Communication Control Procedures (ADCCP) of the American National Standards Institute (ANSI) and High-level Data Link Control (HDLC) of the International Organization for Standardization, for managing synchronous, code-transparent, serial-by-bit information transfer over a link connection. Transmission exchanges may be duplex or half-duplex over switched or not-switched links. The configuration of the link connection may be point-to-point, multi-point, or loop. (I)

**system diskette.** (1) The diskette, either real or virtual, that contains your control program. (2) In personal computer systems, the diskette on which you have the operating system.

**system distribution manager.** A system that contains the files and programs required for product installation, and initiates or manages the installation process.

**system services control point (SSCP).** In systems network architecture (SNA), the focal point within an SNA network for managing the configuration, coordinating network operator and problem determination requests, and providing directory support and other session services for end users of the network.

**systems network architecture (SNA).** The description of the logical structure, formats, protocols, and operational sequences for transmitting information units through and controlling the configuration and operation of networks.

**systems network architecture character string (SCS).** In systems network architecture (SNA), a character string composed of EBCDIC controls, optionally intermixed with end-user data, that is carried within a request/response unit (RU).

**systems network architecture network (SNA network).** In systems network architecture (SNA), the part of an application program network that conforms to the formats and protocols of SNA. It allows reliable transfer of data among end users and provides protocols for controlling the resources of various network configurations. The SNA network consists of network addressable units (NAU), boundary function components, and the path control network.

**systems network architecture up-line facility (SNUF).** The communications support that allows an AS/400 system to communicate with CICS/VS and IMS/VS application programs on a host computer.

## T

**takeover.** In an XLR environment, the process by which a backup server assumes the role of the (failed) active. This involves backing out incomplete transactions, rebuilding indexes, and informing SAM of the new active workstation.

**TCP/IP.** Transmission Control Protocol/Internet Protocol.

**terminal status line.** Synonym for operator information area (OIA).

**TH.** Transmission header.

**Time Sharing Option (TSO).** An operating system option; for the System/370 system, the option provides interactive time sharing from remote terminals.

**token-ring network.** (1) A ring network that allows unidirectional data transmission between data stations by a token passing procedure, so that the transmitted data returns to the transmitting station. (T) (2) A network that uses a ring topology, where tokens are passed in a circuit from node to node. A node that is ready to send can capture the token and insert data for transmission.

**trace.** (1) A record of the execution of a computer program. It exhibits the sequences in which the instructions were executed. (A) (2) The process of recording the sequence in which the statements in a program are executed and, optionally, the values of the program variables used in the statements. (3) To record a series of events as they occur. (4) For data links, a record of the frames and bytes transmitted or received.

**trace file.** A file that contains a record of events that occur in a system.

**trace function.** A function used for problem determination.

**trace log.** A file in which trace events are recorded.

**trace program.** A computer program that performs a check on another computer program by exhibiting the sequence in which the instructions are executed and, usually, the results of executing the instructions. (I) (A)

**trace routine.** A routine that provides an historical record of specified events in the execution of a computer program. (A)

**transaction.** An exchange between a workstation and another device that accomplishes a particular action or result.

**translation.** Conversion of a code or codes to another code or codes according to a set of specifications.

**transmission.** The sending of data from one place for reception elsewhere. (A)

#### **Notes:**

1. Transmission implies only the sending of data; the data may or may not be received.
2. The term transmit is used to describe the sending of data in telecommunication operations. The terms move and transfer are used to describe movement of data in data processing operations.

**transmission control (TC) layer.** The layer within a half-session or session connector that synchronizes and paces session-level data traffic, checks session sequence numbers of requests, and enciphers and deciphers end-user data.

**Transmission Control Protocol (TCP).** A communications protocol used in the Internet and in any network that follows the US Department of Defense standards for inter-network protocol. TCP provides a reliable host-to-host protocol between hosts in packet-switched communications networks and in interconnected systems of such networks. It assumes that the Internet protocol is the underlying protocol.

**Transmission Control Protocol/Internet Protocol (TCP/IP).** A set of communication protocols that support peer-to-peer connectivity functions for both local and wide area networks.

**transmission header (TH).** In systems network architecture (SNA), control information, optionally followed by a basic information unit (BIU) or a BIU segment, that is created and used by path control to route message units and to control their flow within the network.

**transmission services (TS) profile.** In systems network architecture (SNA), a specification in a session activation request (and, optionally in the responses) of transmission control (TC) protocols, such as session-level pacing and the usage of session-level requests, to be supported by a particular session. Each defined TS profile is identified by a number.

**trap.** An unprogrammed conditional jump to a specified address that is automatically activated by hardware. A recording is made of the location from which the jump occurred.

**TRDLC.** Token-ring data link control.

**TS.** Transmission services.

**TSO.** Time Sharing Option.

## U

**UDP.** User Datagram Protocol.

**UNBIND.** (1) In systems network architecture (SNA), a request to deactivate a session between two logical units (LU). (2) Contrast with BIND.

**user.** (1) A function that uses the services provided by a server. A host can be a user and a server at the same time. (2) Any person or any thing that may issue or receive commands and messages to or from the information processing system. (T) (3) Any person who requires the services of a computing system. (4) See also client, client/server, client workstation, and server.

**User Datagram Protocol (UDP).** In TCP/IP, a packet-level protocol built directly on the Internet protocol layer. UDP is used for application-to-application programs between TCP/IP host systems.

**user profile.** In computer security, a description of a user that includes such information as user identification (ID), user name, password, access authority, and other attributes obtained at log-on.

**user-written server.** In LANDP, a server not supplied with a LANDP program, but developed by the customer.

**utility program.** (1) A computer program which supports computer processes; for example, a sort program. (T) (2) A program designed to perform an everyday task such as copying data from one storage device to another. (A)

## V

**validation.** The checking of data for correctness, or compliance with applicable standards, rules, and conventions. (A)

**VDM.** Virtual DOS machine.

**vector.** A set of keyword=parameter statements that define configuration items. These items can correspond to both model and real configurations.

**verify.** To determine whether a transcription of data or other operation has been accomplished accurately. (A)

**VFS.** Virtual file system.

**virtual DOS machine (VDM).** A functional simulation of a machine running under DOS.

**virtual file system (VFS).** A remote file system that has been mounted so that it is accessible to the local user.

**virtual machine (VM).** A virtual data processing system that seems to be at the exclusive disposal of a particular user, but whose functions are accomplished by sharing the resources of a real data processing system. (T)

**Virtual Telecommunications Access Method (VTAM).** A set of programs that maintain control of the communication between terminals and application programs running under Disk Operating System/Virtual Storage (DOS/VS), OS/VS1, and OS/VS2 operating systems.

**VM/CMS.** Virtual machine/conversational monitor system.

**VTAM.** Virtual Telecommunications Access Method.

**VisualGen®.** A high-level object-oriented programming language.

## W

**WAN.** Wide area network.

**wide area network (WAN).** A network that provides communication services to a geographical area larger than that served by a local area network.

**window.** A division of a screen where one of several programs being run concurrently can display information.

**workgroup.** In LANDP, the logical connection of LANDP for DOS, LANDP for OS/2, LANDP for Windows NT, and LANDP for AIX workstations and LANDP for OS/400 systems through the LANDP client/server mechanism, which is available with each LANDP program.

**workstation.** (1) A functional unit at which a user works. (2) In LANDP, personal computer system in a local area network (LAN).

**wrapper.** A language binding.

# X

**X.25.** A CCITT recommendation that defines the physical level (physical layer), link level (data link layer), and packet level (network layer) of the open systems inter-connection (OSI) reference model. An X.25 network is an interface between data terminal equipment (DTE) and data circuit-terminating equipment (DCE) operating in the packet mode, and connected to public data networks by dedicated circuits. X.25 networks use the connection-mode network service.

**X.25 NCP Packet Switching Interface.** An IBM-licensed program that allows systems network architecture (SNA) users to communicate over packet switched data networks that have interfaces complying with Recommendation X.25 (Geneva 1980) of the

International Telegraph and Telephone Consultative Committee (CCITT). It allows SNA programs to communicate with SNA equipment or with non-SNA equipment over such networks.

**XID.** Exchange identification.

**XLR.** External logging replicator.

**XOR.** Logical operation exclusive-or.

## Numerics

**4700 Processor.** IBM Finance Communication System 4701 Controller Model 3 and IBM 4702 Branch Automation Processor, unless otherwise described.



---

## Bibliography

This bibliography includes publications cited in this book and other publications on related topics. Where a shortened title is used in the text, the short title is listed after the full title.

---

### IBM LANDP Family

*IBM LANDP Family: Introduction and Planning.*  
GC34-5529.

**Short title:** *LANDP Introduction and Planning.*

*IBM LANDP Family: Installation and Customization.*  
GC34-5530.

**Short title:** *LANDP Installation and Customization.*

*IBM LANDP Family: Programming Reference.*  
SC34-5531.

**Short title:** *LANDP Programming Reference.*

*IBM LANDP Family: Servers and System Management.* SC34-5532.

**Short title:** *LANDP Servers and System Management.*

*IBM LANDP Family: Problem Determination.*  
GC34-5533.

**Short title:** *LANDP Problem Determination.*

---

### IBM Financial Branch System Services Licensed Programs

*IBM FBSS Licensed Programs Family General Information.* GC19-5172.

*IBM FBSS Licensed Programs Family Installation and Customization.* SC19-5173.

*IBM FBSS Licensed Programs Family Program Description.* SC19-5176.

*IBM FBSS Licensed Programs Family Version 2 Programmer's Reference.* GA19-5450.

*IBM FBSS Licensed Programs Family Version 2 Application Programming.* SC19-5174.

---

### IBM Financial Branch System Integrator Licensed Programs

*Financial Branch System Integrator and Financial Branch System Integrator/2 General Information.*  
GC19-5187.

*Financial Branch System Integrator Programmer's Reference Manual.* GA19-5452.

*Financial Branch System Integrator/2 Programmer's Reference Manual.* SC19-5188.

---

### IBM Transaction Security System

*IBM Transaction Security System: General Information Manual and Planning Guide.*  
GA34-2137.

*IBM Transaction Security System: Programming Guide and Reference.* SC31-2934.

---

### Banking Self-Service

*IBM 4721 Self-Service Document Printer Programmer's Reference.* GA19-5342.

*IBM 4731/38/39 Personal Banking Machines P-Models Software Customization and Programming Reference.* GA19-5462.

*IBM 4733 Teller Assist Unit Programmer's Reference.* GA19-5425.

*IBM 4737 Self-Service Transaction Station Programmer's Reference.* GA19-5408.

*IBM Financial Application Development Toolkit Version 2 Program Description and Operation.*  
SB11-8461.

---

## IBM Personal Computer and IBM Personal System/2

*PC DOS 7 Technical Update.* GG24-4459.  
*PC DOS 7 User Guide.* S83G-9260.  
*PC DOS 7 Command Reference.* S83G-9309.  
*PC DOS 7 Keyboard and Code Pages.* S83G-9310.  
*DOS 4.00 Technical Reference and Application Programming.*<sup>1</sup>  
*IBM TCP/IP Version 2.1.1 for DOS: Installation and Administration.* SC31-7047.  
*IBM TCP/IP Version 2.1.1 for DOS: User's Guide.* SC31-7045.  
*IBM TCP/IP Version 2.1.1 for DOS: Programmer's Reference.* SC31-7046.  
*OS/2 Warp Version 4 Up and Running!* Part number 84H3098.  
*OS/2 Warp.* SR28-5659.  
*OS/2 Warp, Version 3 PM Programming Reference Vol I.* G25H-7190.  
*OS/2 Warp PM Programming Reference Vol II.* G25H-7191.  
*User's Guide to OS/2 Warp Version 3.* S83G-8300.  
*OS/2 Programming Tools and Information Version 1.3 Control Program Programming Reference.* S91F-9260.  
*OS/2 2.0 Application Design Guide.* S10G-6260.  
*OS/2 2.0 Virtual Device Driver Reference.* S10G-6310.  
*Communications Manager/2 Workstation Installation and Configuration Guide.* SC31-7169.  
*DB2/2 Guide.* S62G-3663.  
*CM/2 User Guide.* SC31-6108.  
*OS/2 LAN Server Network Administration Reference Volume 1: Planning, Installation and Configuration.* S10H-9680.  
*OS/2 LAN Server Network Administrator Reference Volume 2: Performance Tuning.* S10H-9681.

*OS/2 LAN Server Network Administrator Reference Volume 3: Network Administrator Tasks.* S10H-9682.

*IBM Systems Application Architecture Common Programming Interface Dialog Reference.* SC26-4356.

*IBM Systems Application Architecture Common Programming Interface Presentation Reference.* SC26-4359.

*IBM OS/2 Programming Tools and Information V1.3 Programming Guide.* S91F-9259.

*IBM TCP/IP Version 1.2.1 for OS/2: Installation and Maintenance.* SC31-6075.

*IBM TCP/IP Version 1.2.1 for OS/2: User's Guide.* SC31-6076.

*IBM Network SignON Coordinator/2 Getting Started.* S96F-8629.

---

## IBM AS/400

*IBM AS/400 Programming: Backup and Recovery Guide.* SC21-8079.

*IBM AS/400 Programming: Data Management Guide.* SC21-9658.

*IBM AS/400 Programming: Command Reference Summary.* SC21-8076.

*IBM AS/400 Programming: Control Language Reference Vols 1-5.* SBOF-0481.

*IBM AS/400 Programming: System Reference Summary.* SC21-8104.

*IBM AS/400 Communications: Communications and System Management User's Guide.* SC21-9661.

*IBM AS/400 Communications: SNA Upline Facility Programmer's Guide.* SC21-9594.

*IBM AS/400 Communications: 3270 Device Emulation Guide.* SC21-9602.

*IBM AS/400 Communications: Distributed Services Network Administrator's Guide.* SC21-9588.

*IBM AS/400 Programming SQL/400 Reference Guide.* SC21-9608.

*ITSC - A Structured Query Language/400' A Guide for Implementation OS/400 Version 2.2.* GG24-3321.

---

<sup>1</sup> This information is available in multiple languages. Contact your IBM representative for ordering information.



*AS/400 Programming SQL/400 Reference Guide.* SC21-9608.

*AS/400 SAA SQL/400 Programmer's Guide Version 2.3.* SC41-9609.

*AS/400 Distributed Relational Database Guide Version 2.3.* SC41-0025.

---

## **IBM RISC System/6000®**

*AIX SNA Server/6000: User's Guide.* SC31-7002.

*AIX SNA Server/6000: Transaction Program Reference.* SC31-7003.

*AIX SNA Server/6000: Configuration Reference.* SC31-7014.

*IBM AIX V3.2 Commands Reference for RISC System/6000, Volume 1.* GC23-2376.

*IBM AIX V3.2 Commands Reference for RISC System/6000, Volume 2.* GC23-2366.

*IBM AIX V3.2 Commands Reference for RISC System/6000, Volume 3.* GC23-2367.

*IBM AIX V3.2 Commands Reference for RISC/6000, Volume 4.* GC23-2393.

*SNA Transaction Programmer's Reference for LU Type 6.2.* GC30-3084.

*Assembler Language Reference for IBM AIX Version 3 for RISC System/6000.* SC23-2197.

*General Programming Concepts for IBM RISC System/6000.* SC23-2205.

*IBM AIX V3.2 User Interface Programming Concepts, Volume 1.* SC23-2404.

*IBM AIX NetBIOS on Token-Ring/6000.* SC23-2336.

*Managing Application Software with the Resource Management System.* SC33-9110.

*IBM AIX Windows Programming Guide.* GG24-3382.

*Writing a Device Driver for IBM AIX V4.1.* SC23-2593.

*IBM AIX Calls and Subroutines Reference for RISC System/6000.* SC23-2198.

*IBM AIX Communications Programming Concepts for RISC System/6000.* SC23-2206.

*IBM AIX for RISC System/6000 Performance Monitoring and Tuning Guide.* SC23-2365.

*IBM AIX Files Reference for RISC System/6000.* SC23-2512.

*AIX V3.2 Topic Index and Glossary.* GC23-2201.

*IBM RISC System/6000 Planning for Your System Installation V3.2.* GC23-2407.

*IBM RISC System/6000 System Overview V3.2.* GC23-2406.

*IBM RISC System/6000 CD-ROM Hypertext Information Base Library.* SC23-2163.

*AIX V3.2 System Management Guide: Operating System and Devices.* GC23-2486.

*AIX 4777/4778 Programming Guide.* SA34-2358.

---

## **IBM Local Area Network**

*IBM Token-Ring Network: Introduction and Planning Guide.* GA27-3677.

*IBM Token-Ring Network: Problem Determination Guide.* SX27-3710.

*Local Area Network: Administrator's Guide.* GA27-3748.

*IBM PC Network: Technical Reference.<sup>2</sup>*

*IBM Personal Computer LAN Support Program.<sup>2</sup>*

*IBM Personal Computer Baseband and Broadband.<sup>2</sup>*

*IBM Cabling System Planning and Installation Guide.* GA27-3361.

*Using the IBM Cabling System with Communication Products.* GA27-3620.

*IBM Token-Ring Network Architecture Reference.* SC30-3374.

*IBM Local Area Network Technical Reference.* SC30-3587.

*IBM Local Area Network Support Program User's Guide.* SC21-8288.

---

<sup>2</sup> This publication is shipped with the product. Contact your IBM Representative for ordering information.

---

## IBM 3270

*IBM 3270 Personal Computer Control Program Programming Guide.* SC23-0165.

*IBM 3270 Information Display System Character Set Reference.* GA27-2837.

*IBM PC 3270 Emulation Program, Entry Level V2.0 Programmer's Guide.* S91F-8583.

*IBM 3270 PC High Level Language API Programming Reference.* SC23-2473.

*IBM OS/2 Extended Edition EHLLAPI Programming Reference.* S01F-0267.

---

## Wide Area Communications

*SNA Primary Custom Feature Description.* GC31-2509.

*Advanced Function for Communications: System Summary.* GA27-3099.

*System Network Architecture (SNA) Technical Overview.* GC30-3073.

*System Network Architecture (SNA) Format and Protocol Reference Manual.* SC30-3112.

*System Network Architecture (SNA) Formats.* GA27-3136.

*System Network Architecture (SNA) Format and Protocol Reference Manual: Management Services.* SC30-3346.

*System Network Architecture (SNA) Sessions between Logical Units.* GC20-1868.

*CCITT X.25 Recommendations, Interface between Data Terminal Equipment (DTE) and Data Circuit Terminating Equipment (DCE) for Terminals Operating in the Packet Mode on Public Data Networks.* Vol. VIII. Fascicle VIII.5. This document is useful when writing X.25 applications.

*RT PC X.25 Communication Support User's Guide.* SC33-0630.

*X.25 Interface for Attaching SNA Nodes to Packet-Switched Data Network General Information Manual.* GA27-3345.

*RT PC X.25 Communications Support Programmer's Reference.* SC33-0631.

*IBM Cryptographic Subsystem Concepts and Facilities.* GC22-9063.

*IBM X.25 Co-Processor Support Program User's Guide.* X07F-8915.

*IBM X.25 Co-Processor Support Program Programmer's Reference.* X07F-8916.

*IBM X.25 Interface Co-Processor/2 Technical Reference.* S16F-1879.

---

## IBM NetView

*NetView Distribution Manager: General Information V1.6.* GH19-6792.

*NetView Distribution Manager: Planning.* SH19-6589.

*NetView Distribution Manager Release 6: Installation and Customization.* SH19-6794.

*NetView Distribution Manager: Operation.* SH19-6592.

*NetView Distribution Manager: User's Guide V1.6.* SH19-6795.

*NetView Distribution Manager: Diagnosis R5.* LY19-6374.

*NetView Distribution Manager: Messages and Codes V1.6.* SH19-6798.

---

## Cross System Product

*Cross System Product/Application Development, Cross System Product/Application Execution: General Information.* GH23-0500.

*Cross System Product/Application Development: Operation - Development.* SH23-0502.

*Cross System Product/Application Development, Cross System Product/Application Execution: System Administration.* SH20-6769.

*Cross System Product/Application Development, Cross System Product/Application Execution: Messages, Codes, and Problem Determination.* SH23-0505.

*Cross System Product/Application Development: Reference.* SH23-0519.

*Introducing VisualGen Version 1.1.* GH23-6570.

*VisualGen: Planning Version 1.1.* GH23-6553.

*Installation Guide for VisualGen Developer and Application Generators Version 1.1.* SH23-6567.

*Designing and Developing VisualGen Applications Version 1.1.* SH23-6561.

*Generating VisualGen Applications Version 1.1.* SH23-6560.

*VisualGen Reference Summary Version 1.1.* GH23-6548.

*VisualGen Commands and Utilities Reference Version 1.1.* SH23-6562.

*Developing VisualGen Client/Server Applications Version 1.1.* SH23-6565.

*VisualGen User's Guide and Reference Version 1.1.* SH23-6559.

*Messages and Codes for VisualGen Developer Version 1.1.* SH23-6564.

*VisualAge for COBOL for OS/2 Getting Started.* GC26-8421.

*IBM 4722 Document Printer Models 1, 2, and 3 Reference Card.* SC31-3767.

*IBM 4748 Document Printer Programming Guide.* SA34-2090.

*IBM 4748 Document Printer Operating Guide.* SA34-2068.

*IBM 4748 Document Printer Service Guide.* SA34-2091.

*IBM 4770 Ink Jet Transaction Printer Product Profile.* G571-0276.

*IBM 4772 Universal Financial Printer Model 1 Programming Guide.* SA34-2199.

*IBM 4772 Universal Financial Printer Model 1 and 2 Installation and Operating Guide.* GA34-2192.

*IBM 4772 Universal Financial Printer Model 1 and 2 Reference Card.* GX31-2077.

*IBM 4772 Universal Financial Printer Model 1 and 2 Service Guide.* SA34-2193.

*IBM 4777 Magnetic Stripe Unit Installation and Operating Guide.* GA34-2189.

*IBM 4777 Magnetic Stripe Unit: Programming Guide for OS/2.* SA34-2194.

*IBM 4777 Magnetic Stripe Unit: Programming Guide for DOS.* SA34-2195.

*IBM 4778 PIN-Pad Magnetic Stripe Reader Installation and Operating Guide.* GA34-2190.

*IBM 4778 PIN-Pad Magnetic Stripe Reader: Programming Guide for OS/2.* SA34-2196.

*IBM 4778 PIN-Pad Magnetic Stripe Reader: Programming Guide for DOS.* SA34-2197.

*IBM 4777 Magnetic Stripe Unit and 4778 PIN-Pad Magnetic Stripe Reader AIX Programming Guide.* SA34-2358.

*IBM 9055-001 Document Printer: Planning and Programming Guide.* SA18-7496.

*IBM 9055-002 Document Printer: Planning and Programming Guide.* SA18-7489.

*IBM 9068 Multi-Purpose Passbook Printer Model D01 Planning and Programming Guide.* SA18-7505.

*IBM 9068 Multi-Purpose Passbook Printer Model S01 Planning and Programming Guide.* SA18-7506.

*IBM 9068-S01 Multi-Purpose Passbook Printer Operating Guide.* SA18-7507.

---

## **IBM Financial I/O Devices**

*IBM 4009 Operator's manual.* GA19-5650.

*IBM 4009 Service manual/Parts catalogue.* SY19-6392.

*IBM 4009 Quick Reference Card.* GX11-6316.

*IBM 4009 Customer Setup.* GA19-5651.

*IBM 4009 Safety Instructions.* GA19-5651.

*IBM 4009 Product and Programming Description (PPD) DOS.* SH19-4015.

*IBM 4009 Product and Programming Description (PPD) OS/2.* SH19-4038.

*IBM 4700 Finance Communication System Summary.* GC31-2016.

*IBM 4700 Financial I/O Planning Guide.* GC31-3762.

*IBM 4700 Financial I/O Devices Programming Guide.* GC31-3770.

*IBM 4700 Financial I/O Devices Programming Guide for OS/2.* GC31-2661.

*IBM 4700 Finance Communication System, Controller Programming Library, Volume 5, Cryptographic Programming.* GC31-2070.

*IBM 4700 Financial I/O Devices Operating Guide.* SC31-3763.

*IBM 4712 Transaction Printer Models 1, 2, and 3 Reference Card.* SC31-3765.

*IBM 4722 Document Printer Model 3 Programming Addendum.* GC31-2928.

---

## Distributed Computing Environment

*AIX DCE Overview.* SC23-2477.  
*DCE Administration Guide.* SC23-2475.  
*Introduction to DCE.* Prentice Hall Inc.  
*DCE User's Guide and Reference.* Prentice Hall Inc.  
*DCE Administration Reference.* Prentice Hall Inc.  
*DCE Application Development Guide.* Prentice Hall Inc.  
*DCE Application Development Reference.* Prentice Hall Inc.  
*IBM DCE for OS/2: Application Developer's Guide.* S96F-8506.

---

## Encryption and Decryption

*IBM Cryptographic Subsystem Concepts and Facilities.* GC22-9063.  
*IBM 4700 Finance Communication System, Controller Programming Library, Volume 5, Cryptographic Programming.* GC31-2070.  
*IBM Transaction Security System Workstation Security Services: Installation and Operating Guide.* SA34-2141.  
*IBM Transaction Security System Concepts and Programming Guide: Volume 1, Access Controls and DES Cryptography.* GC31-3937.

---

## IBM VisualAge for Basic

*IBM VisualAge for Basic for OS/2 and Windows,* GC26-8926.

---

## IBM VisualAge C++

*IBM VisualAge C++ for OS/2 User's Guide,* S25H-6961.  
*IBM VisualAge C++ for OS/2 Programming Guide,* S25H-6958.  
*IBM VisualAge for C++ for Windows User's Guide,* S33H-5031.  
*IBM VisualAge for C++ for Windows Programming Guide,* S33H 5032.

---

## IBM VisualAge Generator

*IBM VisualAge Generator Applications,* SH23-0227.  
*IBM VisualAge Generator Client/Server Applications,* SH23-0230.  
*IBM VisualAge Generator GUI User's Guide and Reference,* SH23-0239.  
*Designing and Developing VisualAge Generator Applications,* SH23-0228.  
*Running VisualAge Generator Applications on OS/2, AIX, and Windows,* SH23-0235.  
*VisualAge Generator Commands and Utilities Reference,* SH23-0229.  
*VisualAge Generator Reference Summary,* SH23-0229.

---

## IBM Personal Communications

*Personal Communications AS/400 and 3270 for OS/2 Up and Running,* SC31-8258.  
*Personal Communications AS/400 and 3270 for Windows NT Up and Running,* GC31-8314.  
*Personal Communications/3270 Programmer's Guide for DOS (Entry Level),* S20H-1774.  
*Personal Communications/3270 Programmer's Guide for OS/2,* S85G-8681.  
*Personal Communications/3270 Reference Guide for OS/2,* S85G-8721.

---

## IBM Communications Server

*IBM Communications Server for OS/2 V4.1 Up and Running,* GC31-8189.  
*IBM Communications Server for Windows NT Up and Running,* GC31-8424.

---

## Workstation on Demand (WsOD)

*WorkSpace On-Demand Road Map Release 2.0,* SG24-5117 (10/98)  
*WorkSpace On-Demand Handbook Release 2.0,* SG24-5117 (10/98)  
*WorkSpace On-Demand Handbook (Release 1),* SG24-2028 (12/97)  
*WorkSpace On-Demand Early Customer Experiences,* SG24-5107 (10-98)

*IBM Up and Running! OS/2 Warp Server,*  
S25H-8004

*WorkSpace On-Demand Administrator's Guide..*, on  
the web at  
[www.software.ibm.com/network/workspace/library](http://www.software.ibm.com/network/workspace/library)

---

## **MQSeries**

*MQSeries for Windows NT V5.0 Quick Beginnings,*  
GC33-1871-00

*MQSeries for OS/Warp Quick Beginnings,*  
GC33-1868-01

*MQSeries Planning Guide,* GC33-1349-05

*MQSeries Intercommunication,* SC33-1872-00

*MQSeries Clients,* GC33-1632-04

*MQSeries System Administration,* SC33-1873-00

*MQSeries Command Reference,* SC33-1369-08

*MQSeries Programmable System Management,*  
SC33-1482-05

*MQSeries Messages,* GC33-1876-00

*MQSeries Application Programming Guide,*  
SC33-0807-07

*MQSeries Application Programming Reference,*  
SC33-1673-03

*MQSeries Using C++,* SC33-1877-00



# Index

## Numerics

- 16 bit support 13
- 2000 14
- 3174 controller 75
- 32 bit support 13
- 3270 books 130
- 3270 emulator support 9
- 3270 send/receive facility 41
  - DBCS systems, for 41
  - file transfer facility, alternative to 41
- 3287 emulator 22
- 3287 emulator support 9
- 3720 controller 75
- 3725 controller 75
- 3745 controller 75
- 4700 processor support 13
- 4702 processor 75
- 4707 Monochrome Display 73
- 4707 monochrome display support 42
- 4748 printer server 102
- 47x2 printers 76
- 50-key keyboard 73
- 802.2 session 75
- 80286 processor 73
- 80386 processor 73
- 9055 printer server 102
- 9370 information system 75

## A

- access
  - to host data 21
  - to relational database 16
- access server, DDE 36
- ACSRDECR.DLL 18
- ACSRENCR.DLL 18
- adapter
  - baseband 74
  - ethernet 74
  - SDLC 76
  - token-ring 74
- address resolution, internet 98
- advanced program-to-program API 17
- AIX
  - Network Management/6000 71

## AIX (continued)

- operating system 71
  - SNA Server/6000 71
  - SNA Services/6000 17, 71
  - VS COBOL Compiler/6000 71
  - XL C++ Compiler/6000 71
- alert software requirements 64
- alerts management 29
- APPC
  - API 17
- application access server 38
- application data maintenance 29
- application libraries, maintaining 31
- applications
  - developing 6
  - integration servers 11
  - on host 21
  - sharing 27
- AS/400 books 128
- ASCII to EBCDIC
  - translation 18
  - translation server 102
- asynchronous operation 18
- Asynchronous/SDLC Communications Adapter 75

## B

- backup
  - system communication 16
- banking self-service books 127
- baseband adapters 74
- batch machine
  - facility 37
  - operator 38
- bibliography 127
  - 3270 130
  - AS/400 128
  - banking self-service 127
  - Communications server 132
  - Cross System Product 130
  - Distributed Computing Environment 132
  - encryption and decryption 132
  - FBSS 127
  - Financial Branch System Integrator 127
  - Financial I/O Devices 131
  - LANDP 127

- bibliography (*continued*)
  - Local Area Network 129
  - NetView 130
  - Personal Communications 132
  - Personal Computer 128
  - Personal System/2 128
  - RISC System/6000 129
  - Transaction Security System 127
  - VisualAge Basic 132
  - VisualAge C++ 132
  - VisualAge Genarator 132
  - wide area communications 130
- BIWP/BPP data stream 13
- books for LANDP xii
- Borland C++
  - for OS/2 67
- Borland C++ 69
  - for DOS 63
- buffers
- buffers for data link controls 18

## C

- C Set/2 67
- C/2 for Personal System/2 and Personal Computers 63, 67
- C++ for OS/2 67
- choosing software 63
- CICS server 35
- client
  - defined 5
  - Motif-based 72
- client/server mechanism 5
- clipboard 36
- COBOL/2 63
- common API 3
- common data maintenance 29
- communicating with host 21
- communication
  - backup 16
  - books 130
- communication layers 16
- communication protocol, low-level 97
- communication server 15
- communications conversation 20
- Communications Server
  - books 132
- Communications Server for Windows NT 69
- compilers
  - DOS 63

- compilers (*continued*)
  - OS/2 67
  - RISC system/6000 71
  - Windows NT 69
- compression server 20
- CONFIG.SYS file 74
- configurations, LANDP 52
- configuring DLC buffers 18
- controlling functions 29
- conventional LU application custom feature (LUA) 17
- Cross System Product
  - books 130
  - CSP/AD 68
  - DOS support 65
- cryptographic interface 18
- cryptography
  - books 132
- CSP/AD 68
- CSP/AD support, DOS 65

## D

- data
  - distribution 31
  - validation 29
- data interchange, TCP/IP 98
- data link
  - control 16
- data maintenance, workgroup 29
- data management servers 10, 23
- database access, relational 16
- datagram 97
  - maximum length 98
- date and time synchronization 29
- DB2/2 67
- DB2/6000 71
- DBCS
  - 3270 send/receive facility intended for 41
  - mode restrictions 101
  - support 12, 101
  - workgroups 103
- DCE
  - books 132
- DCE support 39
- DDCS/2 67
- DDE
- DDE access server 36
- decryption and encryption books 132
- defined record structures, retrieving 29



- defining DLC buffers 18
- definitions of terms 105
- developing applications 6
- device drivers, how to get 11, 33, 81
- diagnostic and trace tools 12
- Digitalk SmalltalkV 67
- DISOSS 65
- display modes, 4707 42
- display support, 4707 42
- Distributed Computing Environment
  - See DCE
- Distributed Database Connection Services/2 67
- distributing production data 31
- DLC 16
- DLC buffer definition 18
- DOS
  - applications, Windows 3.1/3.11 support 13
  - communication support 64
  - compilers 63
  - operating system 63
- DOS box (VDM) 42
- DOS/V DBCS mode 102
- double byte character set 101
- DXMC0MOD.SYS file 74
- dynamic data exchange 36

## E

- EBCDIC to ASCII
  - translation 18
- EBCDIC/ASCII translation server 102
- electronic journal
  - server 25
- EMU3287 and EMU3287R 22
- emulator
  - 3287 22
  - support 9, 21
- encrypting SNA session data 18
- encryption and decryption
  - books 132
- Ethernet
  - adapters 74
  - TCP/IP 97
- event notification support 8
- exchanging data with host 21
- expanded memory, using 65

## F

- facilities 11
  - 3270 send/receive facility 41
  - 4707 monochrome display support 42
  - file transfer facility 41
  - Microsoft Windows 3.1 support 42
  - multiple virtual DOS machines 42
  - MVDM 42
- family of products, LANDP 3
- FBSI restriction, Windows NT 13
- FBSS
  - books 127
- FBSS support 13
- file
  - sharing 27
  - transfer
    - facility 41
    - software, host 64
- forwarding server 26
- forwarding software requirements 65
- foundation of LANDP 4
- functions, controlling 29

## G

- gateway 19
- getting LANDP device drivers 11, 33, 81
- glossary 105

## H

- host access 21
- host addresses, internet 98
- host communication support
  - DOS 64
  - OS/2 67
- host file transfer software 64
- host files
  - receiving 41
  - sending 41
- host printing support 22
- host resource tracking 31

## I

- I/O books 131
- I/O device servers 11
- ID
  - local session 18

- ID (*continued*)
  - session 18
  - workstation 98
- IEEE 802.2 session 75
- INET host addresses 98
- information about IBM products 127
- information display system terminal 21
- information sources, public 16
- Informix-Online 71
- Informix-SE 71
- Intel 80386 73
- internal communication
  - LANDP for DOS 63
  - LANDP for OS/2 66
  - LANDP for OS/400 70
  - LANDP for Windows NT 69
  - TCP/IP 97
- internal communication system 8
- internet
  - address resolution 98
  - host addresses 98
- interoperability, LANDP-DCE 39
- interrupts 75, 80
- introduction to LANDP 3

## J

- journal server 25

## K

- keyboard, 50-key 73

## L

- LAN
  - Distance Connection 68
  - Distance Remote 68
  - Enabler 66
  - Server 66
  - suffix 98
- LAN books 129
- LANDP
  - 3287 emulator 22
  - common API 3
  - configurations 52
  - conversation 20
  - emulator support 21
  - family products 3
  - internet protocol 97

- LANDP (*continued*)
  - session 18
  - workgroup 4
- LANDP family books xii
- LANDP for AIX
  - functions 57
  - software 71
- LANDP for DOS
  - functions 57
  - software 63
- LANDP for OS/2
  - functions 57
  - software 66
- LANDP for OS/400
  - functions 57
  - software 70
- LANDP for Windows NT software 69
- LANDP-DCE interoperability 39, 72
- layers, communication 16
- libraries
  - maintaining 31
- line speed
  - SDLC 75
- LIP 97
  - port number 97
- loading parameter, LIP 97
- local resource manager server 30
- local session ID 18
- log management 29
- logical unit of work 36
- low-level communication protocol 97
- LU\_0 applications 56
- LU\_1 3287 applications 56
- LU\_2 3270 applications 56
- LU\_6.2 applications 56
- LUA 17

## M

- MAIL program 37
- maintaining
  - application libraries 31
  - workgroup data 29
- making LANDP operational 14
- managing
  - alerts 29
  - logs 29
  - server data 30
  - user identification 29
  - user profile 29

- maximum datagram length 98
- mechanism, client/server 5
- memory blocks, using upper 66
- memory, expanded 65
- messages
  - operator 31
  - segmentation 98
  - support 29
  - translation 18
- Microsoft C 63
- Microsoft SNA Server, Version 3.0 17, 69
- Microsoft Visual C++ 69
- Microsoft Windows
  - DOS hardware requirements 73
  - software 65
  - support 42
- migration 13
- millenium 14
- monochrome display support, 4707 42
- Motif-based client 72
- moving services 13
- Multi-Protocol Adapter 75
- Multi-Protocol Adapter/A 75
- multiple virtual DOS machine relay 11, 42
- multitasking programs 42
- MVDM 11, 42

## N

- name, workstation 98
- native X.25 communication 16
- native X.25 server 20
- NetBIOS
  - internal communication
    - LANDP for DOS 63
    - LANDP for OS/2 66
    - LANDP for OS/400 70
    - LANDP for Windows NT 69
  - RISC System/6000 71
- NetView books 130
- NetView DM 68
- NetView DM for MVS/370, MVS/XA, and MVS/ESA 71
- NetView DM for VM 71
- network packet switching interface 19
- Network SignON Coordinator/2 68
- Network Transport Services/2 66
- network, TCP/IP 97
- node
  - problem management 31

- non-Windows programs, multitasking 42
- notices, event 8
- notification 8
- NPSI 19
- number of buffers
- number of buffers for data link controls 18
- number, workstations 4

## O

- open system 7
- operating system extension 5
- operating systems
  - AIX 71
  - DOS 63
  - OS/2 66
  - OS/400 70
  - supported 3
  - Windows NT 69
- operator
  - interface 30
  - messages 31
  - support 29
- ORACLE7 for AIX-Based Systems 71
- OS/2
  - communication support 67
  - compilers 67
  - operating system 66
  - Procedures Language 2/REXX 67
  - OS/400 operating system 70

## P

- PASCAL Compiler/2 63, 67
- PC MACRO Assembler 63, 67
- PC Support/400 70
- PC X.25
  - Communication Adapter 75
  - Interface Co-Processor/2 Adapter 75
- PC/host file transfer 21
- Personal Communications AS/400 and 3270 17, 69
- Personal Communications books 132
- Personal Communications Server for Windows NT 17
- personal computer books 128
- Personal System/2 73
- physical layer 16
- planning a LANDP environment 47
- planning approach 14
- planning tasks 51

- port number, LIP 97
- port, UDP 97
- portability 13
- portable clients 6
- PPC
  - communication 16
  - server 20
  - service requests 17
- printing host data 22
- problem management 31
- production data distribution 31
- products, LANDP family 3
- program-to-program communication 16, 18
- program-to-program server 20
- programs, sharing 27
- protocol handling 16
- protocol, low-level communication 97
- public information sources 16

## Q

- query server 24

## R

- RCMS 10, 31
  - software requirements 64
- receiving
  - files 41
  - resources 31
- record structures, retrieving 29
- recording transactions 25
- related planning tasks 14
- relational database access 16
- remote change management services 10, 31
- remote node problem management 31
- requesting services 6
- resources
  - receiving 31
  - sending 31
  - tracking 31
- restrictions, Windows NT 13
- retrieving defined record structures 29
- RISC System/6000
  - compilers 71
  - Transaction Security System 18
- RISC System/6000 books 129

## S

- sample configurations 52
- saving transactions 25
- SBCS 101
- SDLC 16
  - Communication Adapter 75
  - line speeds 75
- send/receive facility
  - See* 3270 send/receive facility
- sending
  - files 41
  - resources 31
- server
  - application access 38
  - batch machine facility 37
  - batch machine operator 38
  - CICS server 35
  - communication 15
  - Compression server 20
  - data management servers 23
  - DDE access server 36
  - defined 5
  - electronic journal server 25
  - forwarding server 26
  - journal server 25
  - local resource manager server 30
  - MAIL program 37
  - native X.25 server 20
  - PPC server 20
  - program-to-program server 20
  - query server 24
  - shared-file server 23
  - SNA server 19
  - store-for-forwarding server 26
  - system management servers 29
  - system manager server 29
  - translation server 102
  - wide area communication 15
  - X.25 server 20
- server data, managing 30
- server generated events 8
- services
  - application integration 11
  - communications 9
  - data management 10
  - I/O device 11
  - system management 10
- services, request 6
- session

- session (*continued*)
  - LANDP 18
  - routing within a LANDP workgroup 18
- session ID
  - local 18
  - workstation 18
- SHARE.EXE 65
- shared DOS directory 27
  - software requirements 65
- shared-file server 23
- sharing programs, files, and applications 27
- single-byte character set 101
- Smalltalk 67
- SNA
  - communication 16
  - compression server 20
  - server 19
  - servers 16
  - session encryption 18
- software
  - for LANDP for AIX 71
  - for LANDP for DOS 63
  - for LANDP for OS/2 66
  - for LANDP for OS/400 70
  - for LANDP for Windows NT 69
  - requirements, alerts 64
  - selection 63
- sources, public information 16
- SQL
  - support 24
- SSCP-PU session 19
- store-for-forwarding server 26
- structured query language support 24
- suffix, LAN 98
- summary of changes xiii
- support
  - DBCS 101
  - Windows 3.1 42
- supported facilities
  - APIs 6
  - DOS compilers 63
  - functions, by product 57
  - operating systems 3
  - OS/2 compilers 67
- synchronizing date and time 29
- system communication, backup 16
- system generated events 8
- system log, managing 29
- system management
  - servers 10, 29

- system management (*continued*)
  - support 10
- system manager
  - operator 30
  - server 29
- system network architecture 16
- system services control point-physical unit session 19
- system software maintenance 31

## T

- TCP/IP 97
  - data interchange 98
  - for OS/2 67
  - internal communication, LANDP for DOS 63
  - internal communication, LANDP for OS/2 66
  - internal communication, LANDP for Windows NT 69
- terminal, information display system 21
- terms, definitions of 105
- time synchronization 29
- token ring
  - adapters 74
  - IEEE 802.2 session 75
  - TCP/IP 97
- trace tools 12
- tracking resources 31
- Transaction Security System 18
- transactions
  - saving 25
- transferring files, PC to host 21
- translating
  - data 18
- translation server 102
- transparency 6
- TRDLC 16
- TSS 18
- types of events
  - server generated 8
  - system generated 8

## U

- UDP 97
- upper memory blocks, using 66
- user datagram protocol 97
- user identification, managing 29
- user log, managing 29
- user profile, managing 29
- utilities 11, 43

## V

validation, data 29  
VDM 42  
virtual DOS machine relay 42  
VisualAge Basic book 132  
VisualAge C++ books 132  
VisualAge compilers 67  
VisualAge for C++ for Windows 69  
VisualAge for Smalltalk 67  
VisualAge Generator books 132  
VisualGen 65, 68  
VS Pascal Compiler/6000 71

## W

wide area communication  
  books 130  
  server 9, 15  
Windows  
  programs, multitasking 42  
  software 65  
  support 42  
  support for DOS applications 13  
Windows NT  
  compilers 69  
  FBSI restriction 13  
  operating system levels 69  
  restrictions 13  
workgroup  
  common data maintenance 29  
  LANDP 4  
  name 98  
workgroups for DBCS users 103  
workstation  
  ID 18, 98  
  number 4  
  resource tracking 31  
WS ID 98

## X

X.25  
  API 17  
  communication 16  
  server 20  
X.25, TCP/IP 97  
X25DLC 16  
XL C Compiler/6000 71

Xstation 72

## Y

year 2000 14  
Year 2000 support 3

---

# **Sending your comments to IBM**

**LANDP Family**

**Introduction and Planning**

**GC33-1960-00**

If you especially like or dislike anything about this book, please use one of the methods listed below to send your comments to IBM.

Feel free to comment on what you regard as specific errors or omissions, and on the accuracy, organization, subject matter, or completeness of this book. Please limit your comments to the information in this book and the way in which the information is presented.

To request additional publications, or to ask questions or make comments about the functions of IBM products or systems, you should talk to your IBM representative or to your IBM authorized remarketer.

When you send comments to IBM, you grant IBM a nonexclusive right to use or distribute your comments in any way it believes appropriate, without incurring any obligation to you.

You can send your comments to IBM in any of the following ways:

- By mail, use the Readers' Comment Form (RCF)
- By fax:
  - From outside the U.K., after your international access code use 44 1962 870229
  - From within the U.K., use 01962 870229
- Electronically, use the appropriate network ID:
  - IBM Mail Exchange: GBIBM2Q9 at IBMMAIL
  - IBMLink: HURSLEY(IDRCF)
  - Internet: idrcf@hursley.ibm.com

Whichever you use, ensure that you include:

- The publication number and title
- The page number or topic to which your comment applies
- Your name/address/telephone number/fax number/network ID.





---

# Readers' Comments

## LANDP Family

### Introduction and Planning

#### GC33-1960-00

Use this form to tell us what you think about this manual. If you have found errors in it, or if you want to express your opinion about it (such as organization, subject matter, appearance) or make suggestions for improvement, this is the form to use.

To request additional publications, or to ask questions or make comments about the functions of IBM products or systems, you should talk to your IBM representative or to your IBM authorized remarketer. This form is provided for comments about the information in this manual and the way it is presented.

When you send comments to IBM, you grant IBM a nonexclusive right to use or distribute your comments in any way it believes appropriate without incurring any obligation to you.

Be sure to print your name and address below if you would like a reply.

---

Name

---

Address

---

Company or Organization

---

Telephone

---

Email

**LANDP Family**  
**LANDP Introduction and Planning GC33-1960-00**



**You can send your comments POST FREE on this form from any one of these countries:**

Australia	Finland	Iceland	Netherlands	Singapore	United States
Belgium	France	Israel	New Zealand	Spain	of America
Bermuda	Germany	Italy	Norway	Sweden	
Cyprus	Greece	Luxembourg	Portugal	Switzerland	
Denmark	Hong Kong	Monaco	Republic of Ireland	United Arab Emirates	

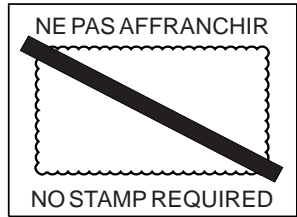
If your country is not listed here, your local IBM representative will be pleased to forward your comments to us. Or you can pay the postage and send the form direct to IBM (this includes mailing in the U.K.).

1  
Cut along this line

2  
Fold along this line

**By air mail**  
*Par avion*

IBRS/CCRI NUMBER: PHQ - D/1348/SO



**REPONSE PAYEE**  
**GRANDE-BRETAGNE**

IBM United Kingdom Laboratories  
Information Development Department (MP095)  
Hursley Park,  
WINCHESTER, Hants  
SO21 2ZZ United Kingdom

3  
Fold along this line

*From:* Name \_\_\_\_\_  
Company or Organization \_\_\_\_\_  
Address \_\_\_\_\_  
\_\_\_\_\_

EMAIL \_\_\_\_\_  
Telephone \_\_\_\_\_

1  
Cut along this line

4  
Fasten here with adhesive tape





Program Number: 5639-C55

Printed in the USA

GC33-1960-00

