

# 1500 HD

*Quick Start*



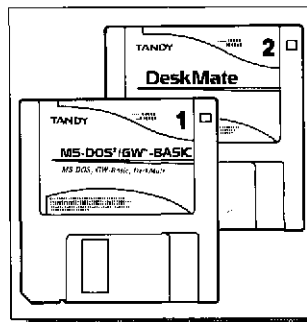
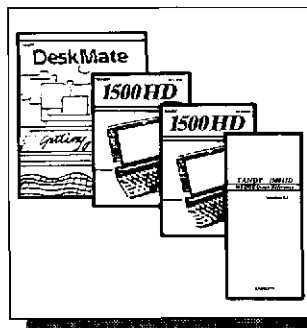

# Quick Start

We made your Tandy 1500HD Laptop Computer friendly and easy-to-use. Simply unpack your computer, plug in the AC adapter, and turn on the power switch to begin a painless adventure into the world of computing.

## CHECKLIST

When you unpack your system, be sure you have the following:

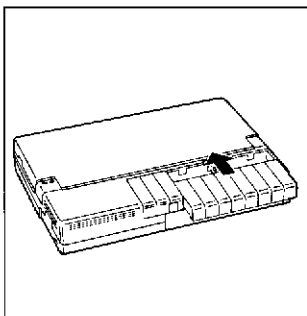
- Tandy 1500HD laptop computer
- AC adapter/charger
- Rechargeable battery
- *Tandy 1500HD User's Guide*
- *MS-DOS Quick Reference*
- *DeskMate Getting Started*
- Two 1.44MB diskettes containing MS-DOS and DeskMate
- Registration cards



# Ready...Set...GO!

---

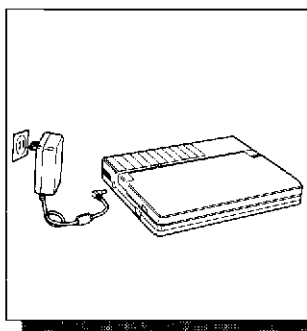
---




The 1500HD is supplied with MS-DOS and DeskMate installed on the hard disk drive. Simply connect the computer to the AC adapter and you are ready to begin using it right away.

If you bought an internal modem and/or expansion RAM, install them first.

Otherwise, simply ...



1. Slide the battery into its compartment on top of the computer.
2. Connect the AC adapter's plug to the DC IN 9.5V jack. Plug the AC adapter into a standard AC outlet.
3. Slide forward the latches on the sides of the computer and raise the display panel.
4. Press **POWER** to turn on your computer.
5. Tilt the screen to a comfortable viewing angle.
6. Adjust the **CONTRAST** control and **BRIGHTNESS** switch.



**Note:** Charge the battery at least 8 hours before using the computer on battery power.

# Where Do You Go From Here?

---

---

## DeskMate

DeskMate is a great place to start. It is fun, easy to learn, and quickly puts the power of computing into your hands. DeskMate has many programs and features—it might be the only software you ever need! If you do need to run other programs, you can run many from DeskMate.

We suggest you begin with *DeskMate Getting Started*, the DeskMate magazine. After you read the first few articles, browse through the rest. These short, entertaining articles include samples that show you around DeskMate and give you some great ideas about ways to use your new computer.

DeskMate also has on-line help tutorials. See the *DeskMate Getting Started Magazine* for more information.

## User's Guide and MS-DOS/ GW-Basic Diskettes

The *Tandy 1500HD User's Guide* has information about your computer, its features, and its options. You don't need to learn everything in the guide to use your computer, but you should glance through it to become more familiar with your new computer.

The guide also tells you how to add options to your computer and change the way your computer works, and it tells you a little about MS-DOS. Because your computer has MS-DOS and DeskMate on the hard disk drive, you don't have to know anything else about MS-DOS to run most programs.

The MS-DOS/GW-BASIC diskette and the *MS-DOS Quick Reference* are for people who already know how to use MS-DOS or BASIC. If you want to learn about MS-DOS and BASIC, your local Radio Shack store has reference manuals and other books about these subjects.